




xsens



Orientation. Position. Xsens.

MTi 100-series

The most accurate and complete MEMS AHRS and GPS/INS



Xsens

The 4th generation MTi sets the new industry standard for reliable MEMS based INSs AHRs, VRUs and IMUs. The breakthrough sensor fusion algorithm that overcomes limitations in Kalman Filtering, the Xsens Estimation Engine (XEE), lets the MTi 100-series pioneer as an alternative for optical gyroscopes. The MTi 10-series and MTi 100-series are fully interchangeable with respect to physical and electrical interface, which allows you to choose the specific MTi that best fits the application.

MTi 100-series

- Breakthrough tracking performance
- Coning and sculling algorithms @ 2kHz
- Motion processing core for multiple sensor inputs and data sources
- High-performance XEE, beyond traditional Kalman Filtering
- Tuned for performance under vibrations and magnetic distortions
- Comprehensive SDK and straightforward system integration



	Roll/Pitch		Roll/Pitch		Yaw	Sensor	Position &
	Typ	Max	Typ	Max	(Typ)	fusion core	Velocity
MTi 10-series	Static		Dynamic				
MTi-10 IMU	-	-	-	-	-	-	-
MTi-20 VRU	0.2 °	0.4 °	0.5 °	2.0 °	Unreferenced	XKF	-
MTi-30 AHRs	0.2 °	0.4 °	0.5 °	2.0 °	1.0 °	XKF	-
MTi 100-series							
MTi-100 IMU	-	-	-	-	-	-	-
MTi-200 VRU	0.2 °	0.25 °	0.3 °	1.0 °	Unreferenced	XEE	-
MTi-300 AHRs	0.2 °	0.25 °	0.3 °	1.0 °	1.0 °	XEE	-
MTi-G-700 GPS/INS	0.2 °	0.25 °	0.3 °	1.0 °	1.0 °	XEE	1m (1 σ STD)

Breakthrough performance from market leader

- Next level MEMS AHRs with vibration rejecting gyroscopes
- Cutting-edge sensor fusion technology
- Market leader serving a large and high-profile customer base

Complete product, with highest accuracy

- Low latency (<2ms) for real-time applications
- Compensation against long-lasting transient accelerations
- Able to cope with GPS outages and magnetic distortions
- Leading innovator introducing a new class of AHRs's

Maximum flexibility and versatility

- Available as OEM board and IP67 encased MTi
- 24-pins connector for OEM
- Extensive suite of output formats, available directly from the MTi
- Choice of several interfaces, onboard USB and GPIO's
- Xsens' industry standard open Xbus protocol or NMEA
- All products from the MTi 10-series and MTi 100-series are fully interchangeable



System specifications MTi 100-series

Input voltage	4.5-34V or 3V3;	Clock drift	10 ppm (1 ppm w. GPS) or ext. ref.
Typical power consumption	675-950 mW	Output frequency	Up to 2 kHz
Start-up time	2.5 sec.	Latency	<2 ms
IP-rating	IP 67 (encased)	Interfaces	RS232/422/485/UART/USB (on board)
Temperature (in use)	-40 to 85 °C	GPIO's and options	SyncIn, SyncOut, 2x GPIO, Clock sync
Vibration and shock	MIL STD 202 / 2000g	Interface protocol	XBus or NMEA
Casing material	Anodized aluminum 6060	Mounting	Free; orientation alignment available
Sampling frequency	10 kHz/channel (60 kS/s)	Built-in self test (BIT)	gyroscopes, accelerometers, magnetometer

Orientation and position accuracy MTi 100-series

		200-VRU		300-AHRS		700-GPS/INS	
		Typ	Max	Typ	Max	Typ	Max
Orientation							
Roll/pitch	Static	0.2 °	0.25 °	0.2 °	0.25 °	0.2 °	0.25 °
	Dynamic	0.3 °	1.0 °	0.3 °	1.0 °	0.3 °	1.0 °
Yaw	In homogenous magnetic field	Unreferenced		1.0 °	-	1.0 °	-
Position and velocity							
Horizontal position	1 σ STD (SBAS)		-		-	1.0 m	
Vertical position	1 σ STD (SBAS, baro)		-		-	2.0 m	
Velocity	1 σ RMS		-		-	0.1 m/s	

* Additional orientation and position test specifications can be found in the MTi Technical Datasheet (MT0503P)


Mechanical specifications



MTi-G encased:
57x42x23.5 mm, 55g
9-pins push-pull connector



MTi encased:
57x42x23.5 mm, 52g
9-pins push-pull connector



OEM:
37x33x12 mm, 11g
24-pins header

CAD-drawings (STEP/IGES) available on request via sales@xsens.com

Sensor specifications MTi 100-series

	Gyroscopes		Accelerometers	
	Typ	Max	Typ	Max
Standard full range [‡]	450°/s	-	50 m/s ²	-
Bias repeatability (1 yr)	0.2°/s	0.5°/s	0.03m/s ²	0.05m/s ²
In-run bias stability	10°/h	-	40 µg	-
Bandwidth (-3 dB)	415 Hz	N/A	375 Hz	N/A
Noise density	0.01°/s/√Hz	0.015°/s/√Hz	80 µg/√Hz	150 µg/√Hz
g-sensitivity (calibrated)	0.003°/s/g	0.015°/s/g	N/A	N/A
Non-orthogonality	0.05 deg	-	0.05 deg	-
Non-linearity	0.01% FS	-	0.03% FS	0.5% FS

* Typical values @ 25 °C

‡ Other ranges available upon request

	Magnetometer		Barometer	
	Typ	Max	Typ	Max
Standard full range	-	+/- 80 µT	-	300-1100 hPa
Noise density	200 µG/√Hz	-	0.01 hPa/√Hz	-
Non-linearity	0.1% FS	-	-	-

* Typical values @ 25 °C

GPS receiver (MTi-G-700 GPS/INS only)

Receiver type	50 ch, L1, C/A code	DGPS	SBAS
Update rate	4Hz	GPS L1 C/A horizontal accuracy [CEP]	2.0 m (2.5m w/o SBAS)
Start-up time cold start	27s	GPS L1 C/A vertical accuracy [CEP]	5.0 m
Tracking sensitivity	-161 dBm	Velocity accuracy	0.1 m/s @ 30 m/s

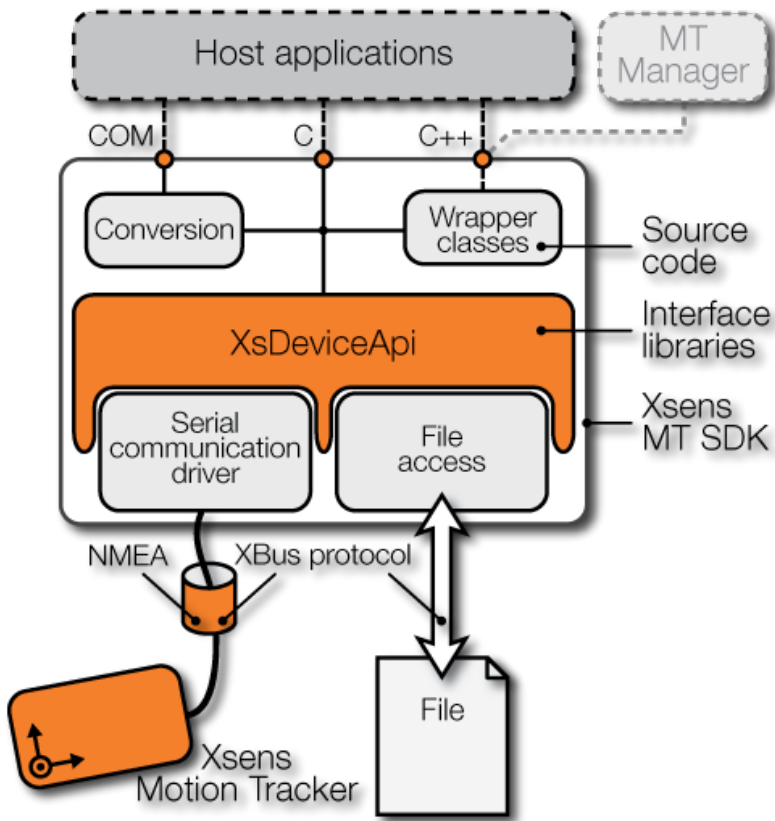
* Typical values @ 25 °C

System integration

Integration with the MTi is very straightforward with the Xsens MT Software Suite. The MT Software Suite is an easy-to-use API which can be interfaced with via a COM, C and C++ interface with support for Windows and Linux. In addition, there is complete access to the low level source code for full flexibility on any platform. The components of the MT Software Suite are:

Xsens Device API	API to communicate with the MTi. Interfaces for common programming languages as well as source code for lower communication levels.
Example code	To make starting with the MTi even easier, example code is provided for various platforms, amongst others Matlab and Linux.
MT Manager	An intuitive GUI for Windows, including configuration and recording tools, graphs and a serial port viewer to help understand the XBus protocol.
Magnetic Field Mapper	An algorithm and tool to calibrate the MTi for hard- and soft iron effects. The calibration can be done during normal operation; there are no restrictions on the trajectories or rotations.
Documentation	Full (HTML-)documentation on the MTi, API, SDK and application notes.

Xsens MT Software Suite




Development kit

The best way to start with the MTi is with the complete MTi Development Kit. This kit will make development very easy. The MTi Development Kit contains the following:

- The MTi of your choice
- Cable set for USB and serial communication, as well as GPIO's.
- MT Software Suite (on USB flash drive)
- Robust suitcase
- Test and calibration certificates





XSENS

ABOUT XSENS

Xsens is the leading innovator in 3D motion tracking technology and products.

Its sensor fusion technologies enable a seamless interaction between the physical and the digital world in applications such as industrial control and stabilization, health, sports and 3D character animation.

Clients and partners include Electronic Arts, NBC Universal, Daimler, Autodesk, ABB, Siemens and various other leading institutes and companies throughout the world. Xsens is fully owned by Fairchild Semiconductor, an industry icon delivering power solutions for the mobile, industrial, cloud, automotive, lighting, and computing industries. Xsens has offices in Enschede, the Netherlands and Los Angeles, California.

Xsens

phone +31 88 97367 00
+31 88 xsens 00
fax +31 88 97367 01
general e-mail info@xsens.com
sales e-mail sales@xsens.com

Xsens North America Inc.

phone 310-481-1800
fax 310-416-9044
general e-mail info@xsens.com
sales e-mail sales@xsens.com

Pantheon 6a
7521 PR Enschede
The Netherlands

10557 Jefferson Blvd, Suite C
Culver City, CA 90232
USA

Visit xsens.com/distributors for an overview of Xsens' worldwide distributor network

PART OF



© 2005-2014, Xsens Technologies B.V. All rights reserved. Information in this document is subject to change without notice. Xsens, MTi and MTi-G are registered trademarks or trademarks of Xsens Technologies B.V. and/or its parent, subsidiaries and/or affiliates in The Netherlands, the USA and/or other countries. All other trademarks are the property of their respective owners.