



## Yuasa Fiche de données techniques

### Yuasa YBX1628 - Super Heavy Duty Battery

#### Performance

Tension	12V
Capacité (20 heures)	143Ah
Performances en démarrage à froid (EN1)	900A

#### Dimensions

Longueur	513mm
Largeur	189mm
Hauteur	223mm



#### Poids & Mesures

Poids moyen avec acide	37.6kg
------------------------	--------

#### Caractéristiques du bac

Type de bac	DIN A
Schéma de montage	4
Système de fixation	N
Poignées	✓
Type de couvercle	Raised Plug

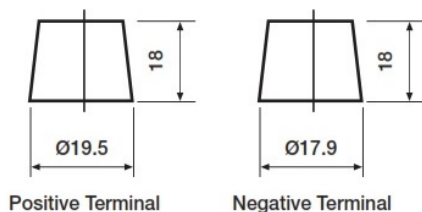
#### Technologie

Technologie	Sb/Ca
Taux de charge recommandé	7A
Performance Marking	W2-C2-V2-E1

#### Type de bornes

##### T1

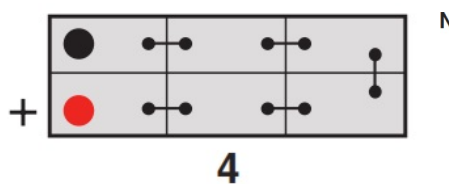
Standard DIN Post



Positive Terminal

Negative Terminal

#### Schéma de montage des éléments



#### Système de fixation de la batterie



Date de publication: 11/02/2021 - E&OE



## Yuasa Technical Data Sheet

### Yuasa YBX1628 - Super Heavy Duty Battery

#### Performance

Voltage	12V
Capacity (20-hour)	143Ah
Cold Cranking Amps (EN1)	900A

#### Dimensions

Length	513mm
Width	189mm
Height	223mm



#### Weights & Measures

Mean Weight with Acid	37.6kg
-----------------------	--------

#### Container Features

Case Type	DIN A
Cell Layout	4
Hold Down	N
Handles	✓
Lid Type	Raised Plug

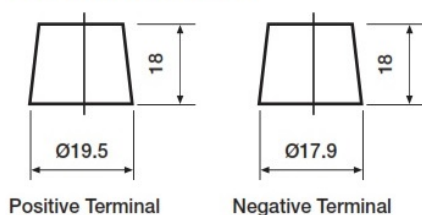
#### Technology

Technology	Sb/Ca
Recommended Charge Rate	7A
Performance Marking	W2-C2-V2-E1

#### Terminal Type

##### T1

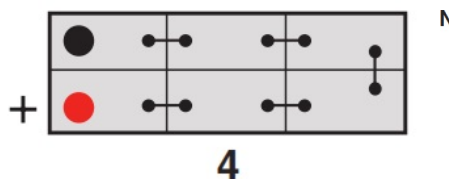
Standard DIN Post



Positive Terminal

Negative Terminal

#### Cell Assembly Layout



4

#### Battery Hold-down



Data Sheet generated on 11/02/2021 - E&OE