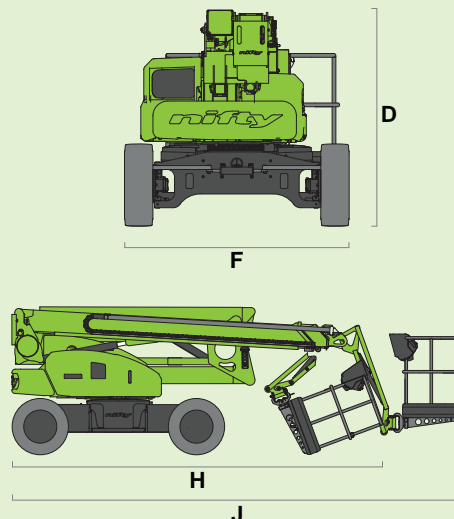
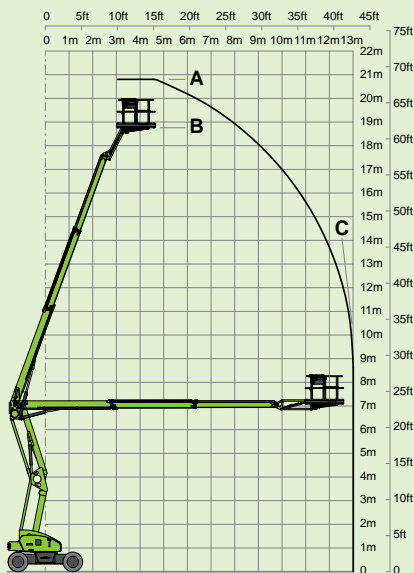


niftylift

HR21 4x4




- (A) 20.8m
68ft 6in
- (B) 18.8m
62ft
- (C) 13m
42ft 8in
- 250kg
550lbs
- 1.8m x 0.8m
5ft 11in x 2ft 8in
- 150°
- 160°
- (D) 2.18m
7ft 2in
- (F) 2.27m
7ft 5in
- (H) 5.47m
17ft 11in
- (J) 6.62m
22ft
- 6km/h
3.7mph
- 3.89m
12ft 9in
- 45%
24°



SiOPS® toughcage

niftylift

Chalkdell Drive, Shenley Wood,
Milton Keynes, MK5 6GF
England, United Kingdom
+44 1908 223456
sales@niftylift.com
www.niftylift.com



IS-107

6680kg
14730lbs

