

PONSS

**OUTSTANDING
POWER**

1-18



PONSSE H8

OUTSTANDING POWER

The sturdy PONSSE H8 harvester head represents the largest and most powerful harvester head range for wheel-based harvesters. Its solid structure and smart functions make H8 an extremely durable and economical tool, with which harvesting is both efficient and enjoyable.



Bear, Ergo







20-30 T



PONSSE H8 is a highly durable and powerful harvester head for processing large-diameter trees. It has superior performance relative to its size – its powerful feed and excellent geometry, capable even of supporting large trunks, make working fast and effective. Smart automated systems ensure precise cutting. Trees are always fed at the correct length, and at maximum speed. The controlled feed acceleration and deceleration also reduce feed damage and pressure peaks, and increase the machine's efficiency. The grip pressure of the delimiting knives and feed rollers adjusts steplessly according to the stem size. Feed rollers support stems from below, ensuring low friction and a firm grip during feeding.

The PONSSE H8 harvester head has an excellent sawing efficiency ratio. Easy-to-use automated systems ensure fast cutting. They adjust sawing according to the tree diameter. More efficient sawing also extends the service life of the saw blade and chain. The strong and smooth tilt movement speeds up working, while reducing stress directed at the harvester head.

The PONSSE H8 harvester head is also ideal for multi-stemming. The geometry of the rollers and delimiting knives is also excellent for collecting and cutting larger diameter trees.





	
740 mm (29.2 in)	1 250 kg (2,756 lbs)
	
36 kN (8,093 lbf)	720/800 mm (28.3/31.5 in)

H8

H8 1,680 mm
(66 in)
H8 Top Saw
1,760 mm (69 in)



1,650 mm (65 in)

	
740 mm (29.2 in)	from 1 450 kg (3,197 lbs)
	
36 kN (8,093 lbf)	460 mm (18.1 in)

H8 TOP SAW

MEASUREMENTS

Weight:	H8: from 1 250 kg (2,756 lbs) excl. rotator H8 top saw: from 1 450 kg (3,197 lbs) excl. rotator
Length:	H8: 1 500 mm (59 in) H8 top saw: 1 730 mm (67 in)
Width:	1 650 mm (65 in)
Height without rotator:	H8: 1 680 mm (66 in) H8 top saw: 1 760 mm (69 in)
Power consumption	130–140 kW (174–188 kW)
Operating pressure:	28 MPa (4,061 psi)

SAW UNIT

Hydraulic chainsaw	
Power:	45 kW (60 hp)
Saw bar length:	820/900 mm (32/35 in)
Cutting diameter:	720/800 mm (28.3/31.5 in)
Chain:	0,404"

TOP SAW

Top saw bar:	640 mm (25.2 in)
Top saw cutting diameter:	460 mm (18.1 in)
Top saw chain:	0.404"

FEEDING UNIT

Largest opening (feeding rollers):	740 mm (29.2 in)
Feeding system:	3 rollers
Feeding force:	36 kN (8,093 lbf)
Feeding speed:	5 m/s (16.4 ft/s)

DELIMBING UNIT

Number of knives:	4+1+1
Maximum opening of front knives:	740 mm (29.2 in)
Maximum opening of rear knives:	780 mm (31 in)
Delimiting knives and feeding rollers are separately controlled.	

OPTIONAL EQUIPMENT

Plenty of optional equipment is available in addition to the comprehensive PONSSE H8 standard equipment. Consult your nearest Ponsse Service Center or dealer for more information on the standard and optional equipment.

Technical and specifications details may vary in different installations. These can be related to carrier, base machine or Ponsse Harvester installations.

Ponsse Plc

Ponssentie 22
FI-74200 Vieremä
FINLAND
Tel. +358 20 768 800
www.ponsse.com

Ponsse UK Ltd.

4 Annan Business Park
Annan
Dumfriesshire
DG12 6TZ
UNITED KINGDOM
Tel. + 44 1461 207 510

Ponsse Machines Ireland Ltd

Cappakeel, Emo
Portlaoise
R32NN28
Laois
IRELAND
Tel. +353 57 863 3762

Ponsse North America, Inc.

4400 International Lane
Rhineland, WI 54501
USA
Tel. +1 715 369 4833
Fax +1 715 369 4838



PONSSE

A logger's best friend

www.ponsse.com