

METALS



POLYMERS



COMPOSITES

GHFM-02

Conforms to standard ASTM E1530-19

*Thermal Conductivity Meter
for Measurement of Metals,
Polymers and Composites.*



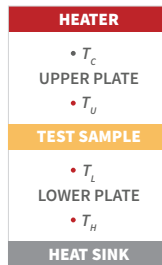
Thermtest
PORTABLE

FEATURED GUARDED HEAT FLOW METER CAPABILITIES

The Guarded Heat Flow Meter (GHFM-02) follows ASTM E1530-19 for testing thermal resistance and thermal conductivity of solids, such as metals, polymers and composites. The easy to operate GHFM-02 follows the trusted steady-state approach, with the addition of a guard to limit the effects of lateral heat loss. This design, allows testing of a wide range of materials with low to medium thermal conductivity.

According to the method, the sample is subjected to a steady-state through-thickness temperature gradient. The thermal conductivity of the sample is obtained by measuring the temperature difference across it, and one additional temperature.

The testing stack is made up of a heater – upper plate, with integrated temperature sensor and heat sink – lower plate with integrated temperature sensor on each side of the sample. Additional temperature sensors are placed near the top and bottom surface of the sample.



Once steady-state temperature across sample is achieved, the Fourier law equation can be applied. It can readily be shown that for any solid sample, the ratio R_s ($m^2 K/W$), equal to the thickness of the sample, $d(m)$, to its thermal conductivity, λ (W/mK), can be obtained from the temperatures measured:

$$R_s = F \left[\frac{T_u - T_l}{T_l - T_h} \right] - R_{int} \Rightarrow R_s = F \left[\frac{\Delta T_s}{\Delta T_B} \right] - R_{int}$$

The above equation is linear in form, and is the working equation of the instrument. Constants $F(m^2 K/W)$ and R_{int} ($m^2 K/W$), can be obtained by calibration of the instrument. To this effect, calibration samples of known thermal conductivity and hence, thermal resistance, are employed. Calibrated results for thermal resistance and thermal conductivity are reported.

- **Follows international standard ASTM E1530-19**
- **Economical and Accurate**
- **Easy to use**
- **Variable Thickness**

GHFM-02 SPECIFICATIONS

Materials	Metals, Polymers and Composites
Measurement Capabilities	Through-Thickness
Thermal Resistance	0.00007 to 0.25 $m^2 K/W$
Thermal Conductivity	0.1 to 15 W/mK
Measurement Time	Typically 30-60 minutes
Reproducibility	2%
Accuracy	5%
Temperature	20°C - 30°C
Sample Diameter	50.8 mm / 2 in.
Maximum Thickness	25.4 mm / 1 in.
Standard	ASTM E1530-19

ECONOMICAL. ACCURATE.

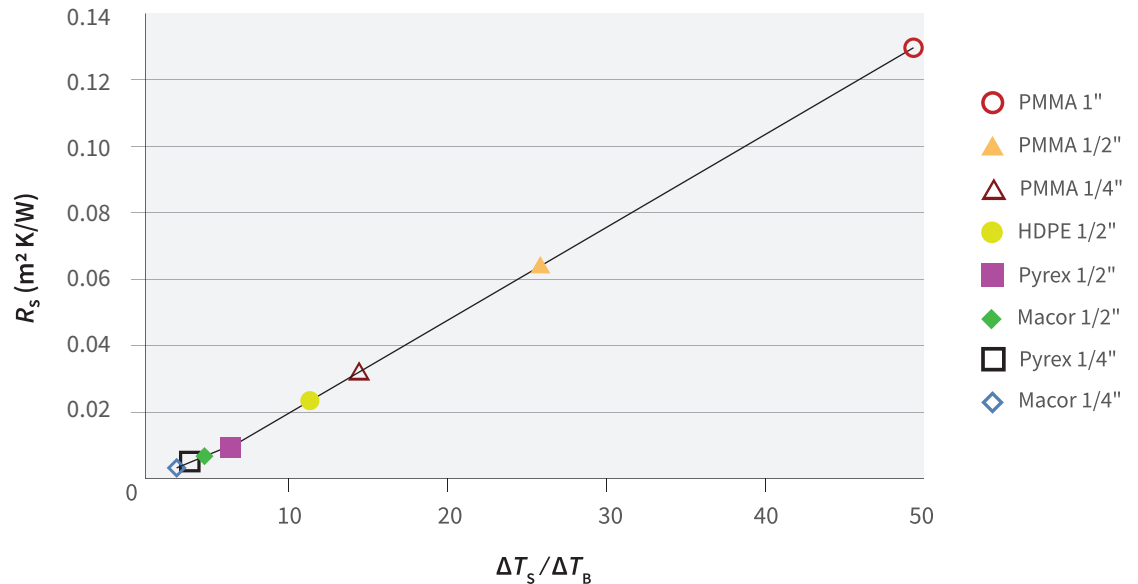
STANDARD GHFM-02 TESTING STACK



The GHFM-02 comes with a standard 50.8 mm (2 inches) diameter sample opening to allow testing of metals, polymers and composite materials. Sample thickness can vary up to 25.4 mm (1 inch). Typically a 20°C temperature delta from top to bottom of the sample is set to a mean temperature of 20°C to 30°C. Temperature points T_u , T_L and T_H are then entered into the included GHFM software for auto calculation of thermal resistance and calibrated thermal conductivity results.

CALIBRATION

The basic GHFM-02 comes calibrated to calculate thermal conductivity from thermal resistance range of 0.0032 to 0.1270 m² K/W. Additional available calibration ranges allow testing from 0.00007 to 0.25 m² K/W.



SAMPLE MEASUREMENT



STEP

GHFM-02 samples should be 50.8 mm or 2 inches in diameter. The top and bottom surfaces should be flat and parallel.



< 1 min.



STEP

A thin layer of the included contact paste should be added to the top and bottom of the sample surface.



< 2 min.

EFFICIENCY WITH EASE

STEP

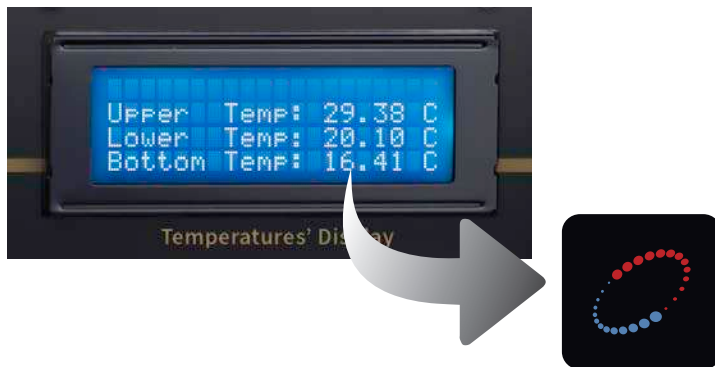


For a sample mean temperature of 25°C, the top heater should be set to 35°C, while the bottom heat sink chiller – circulator set to 15°C to achieve a delta temperature of 20°C.



< 2 min.

STEP



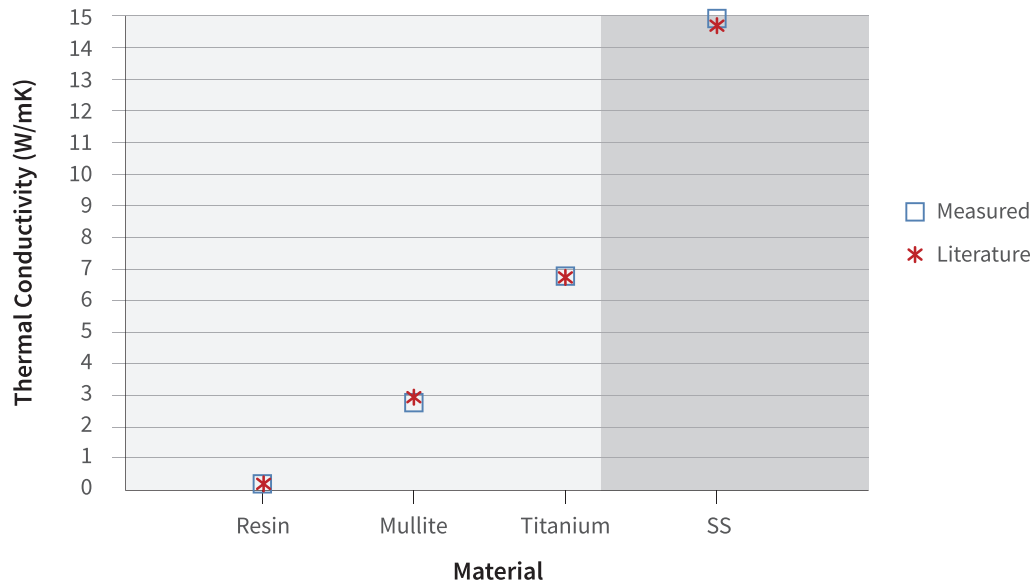
Once stable, temperatures from upper temperature (T_U), lower temperature (T_L) and heat sink temperature (T_H) are then entered into the GHFM-02 software for auto calculation of thermal resistance, and calibrated thermal conductivity results.



< 60 min.

THERMAL CONDUCTIVITY OF SOLIDS

Four unknown samples were measured by the GHFM-02 and compared to literature values. Each sample was tested using the corresponding calibrations range. All results were compared to literature values better than 5%.

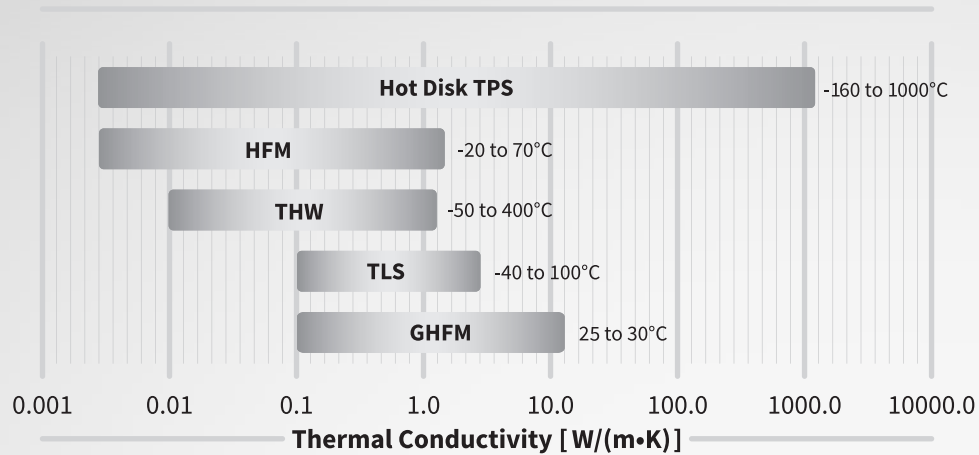


CALIBRATIONS	
Basic 2	Basic 3

CALIBRATION RANGES

In addition to the basic low conductivity range, additional ranges are available.

RANGES	LOW THERMAL RESISTANCE (m ² K/W)	HIGH THERMAL RESISTANCE (m ² K/W)
Basic 1	0.1270	0.25
Basic 2	0.0032	0.1270
Basic 3	0.00007	0.0032



Thermtest has been advancing the measurement of thermal conductivity, thermal diffusivity, and specific heat for more than a decade. With more than 2000 satisfied customers worldwide, our unique combination of advanced thermal conductivity instrumentation for the laboratory, portable meters for the field, and accessories, enables us to provide ideal solutions to fit any material testing application and budget.



Hot Disk TPS Series (Transient Plane Source)
HFM-100 (Heat Flow Meter)
THW-L1 (Transient Hot Wire)



TLS-100 (Transient Line Source)
THW-L2 (Transient Hot Wire)
TPS-M1 (Transient Plane Source)
TPS-EFF (Transient Plane Source)
GHFM-02 (Guarded Heat Flow Meter)

Thermtest Inc.

34 Melissa Street, Unit 1
 Fredericton, NB E3A 6W1
 Canada

Phone: +1 506 458 5350
Email: info@thermtest.com

Thermtest Europe AB

Veddige by 2, Holmerskulle
 432 68 Veddige,
 Sweden

Phone: +46 709 726 967
Email: info@thermtest.se

Your local distributor