


CONE-FLEX COUPLINGS TYPE RC / RCT



Rathi Cone - Flex couplings consists of sets of resilient "Cone-Flex" rings with pins & nuts and two flanged hubs of graded cast iron. These "Cone-Flex" rings are specially shaped to permit the rubber to deflect in all directions and give over four times torsional flexibility as compared to a plain bush.

UNMATCHED SIMPLICITY :

Easy to assemble & disassemble. With pins removed, the equipment can run independently for no load. Flanged hub can be withdrawn upwards without disturbing original alignment.

NO LUBRICATION :

"Cone-Flex" couplings do not require lubrication of any kind whatsoever.

SIZE AND COST :

High torque capacity for compact size and low weight.

SIMPLE / EASY MAINTENANCE :

No complicated mechanism to demand adjustment or maintenance. Inspection and replacement of "Cone-Flex" rings are easy and can be quickly fitted without dismantling or moving either of coupled shafts.

LOW OPERATIONAL COST :

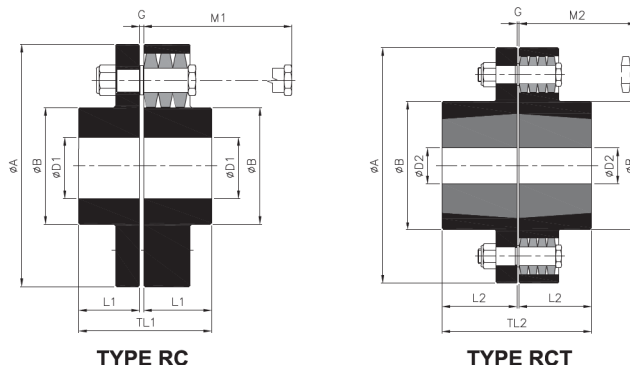
Only wear part is low cost "Cone-Flex" rings make the coupling economical in long run.

SMOOTH & QUIET OPERATION :

Reduces vibrations and noise arising from severe torque fluctuations.

"Cone-Flex" couplings are suitable in ambient temperature upto 70° C.

CONE-FLEX COUPLINGS TYPE RC / RCT



TECHNICAL DATA

Type	Size	POWER RATING						Max. Speed RPM	ØD1(RC)		#ØD2(RCT)		Dimensions								Wt. in Kg (Min. Bore)		M.I. (WR ²) Kg m ² (Min. Bore)			
		Nitrile Rubber		Polyurethane		HTrans			Min. Bore	Max. Bore	Min. Bore	Max. Bore	# Bush Size	ØA	ØB	L1	L2	G	TL1	TL2	RC M1	RCT M2	RC RC	RCT RC		
		KW at 100 RPM	Rated Torque Nm	KW at 100 RPM	Rated Torque Nm	KW at 100 RPM	Rated Torque Nm																			
RC	020	0.56	53	0.84	80	1.40	134	6500	12	22	-	-	89	35	33	-	3	69	-	30	-	1.4	-	0.0015	-	
	030	1.2	115	1.8	172	3.0	286	5470	12	32	-	-	127	51	41	-	3	85	-	28	-	3.7	-	0.0078	-	
	038	2.0	191	3.0	286	5.0	477	5260	15	40	-	-	132	64	48	-	3	99	-	22	-	4.2	-	0.0095	-	
RC/RCT	042	3.0	286	4.5	430	7.5	716	4750	15	44	12	32	1215	146	70	56	38	3	115	79	14	32	5.6	5	0.0144	0.0163
	048	5.0	477	7.5	716	12.5	1194	4050	21	52	16	42	1615	171	81	61	38	3	125	79	28	52	6.4	9	0.0357	0.0346
	058	8.0	764	12.0	1146	20	1910	3600	21	62	14	50	2017	193	97	68	45	3	139	93	24	52	13	12	0.0588	0.0567
	070	11	1050	17	1576	28	2626	3220	21	74	19	60	2525	216	117	76	64	3	155	130	23	28	19	17	0.0980	0.0951
	075	27	2578	41	3867	68	6446	2730	28	80	16	60	2525	254	127	88	64	3	179	131	50	28	34	33	0.2882	0.2827
	085	37	3533	56	5300	93	8833	2480	28	92	35	75	3030	279	147	100	76	3	203	155	38	60	45	37	0.4337	0.4237
	105	56	5348	84	8021	140	13369	2100	34	114	35	90	3535	330	180	117	89	3	237	181	25	54	67	59	0.8767	0.8529
	120	94	8976	141	13465	235	22441	1880	61	130	40	100	4040	370	206	132	102	6	270	210	48	78	95	95	1.9162	1.8753
	135	128	12223	192	18335	320	30558	1660	67	144	55	110	4545	419	230	147	114	6	300	235	35	68	128	120	3.1724	3.1032
	150	167	15947	251	23921	418	39868	1520	82	160	70	125	5050	457	256	165	127	6	336	260	16	55	154	141	4.6277	4.4951
RC	170	262	25019	393	37529	-	-	1300	96	184	-	-	533	292	188	-	6	382	-	48	-	249	-	10.5670	-	
	190	360	34377	540	51566	-	-	1170	122	206	-	-	597	330	211	-	6	428	-	28	-	304	-	17.0054	-	
	215	471	44977	707	67466	-	-	1050	135	230	-	-	660	368	237	-	6	480	-	10	-	392	-	26.1883	-	
	240	788	75248	-	-	-	-	800	152	254	-	-	737	407	264	-	6	534	-	43	-	578	-	50.1718	-	
	265	1047	99981	-	-	-	-	700	165	286	-	-	826	457	292	-	6	590	-	15	-	775	-	81.8464	-	

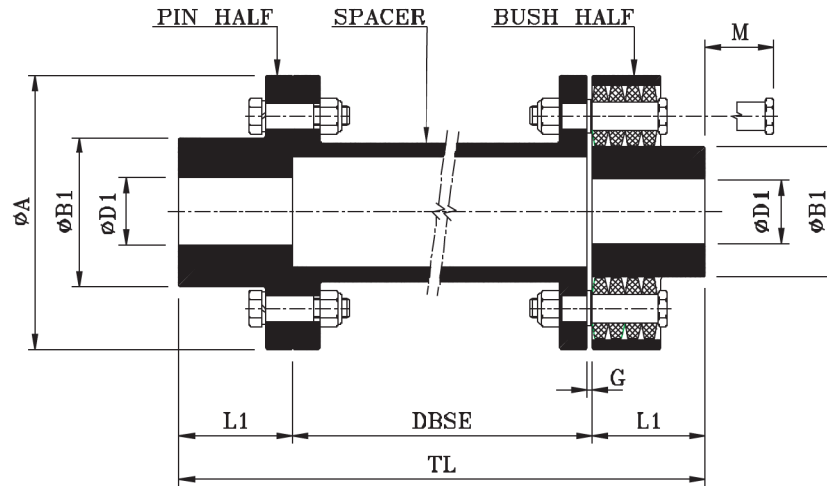
- Notes :
- Maintain gap G at the time of assembly
 - For vertical installation contact RATHI.
 - Consult RATHI for Max Bore with Square Key.
 - # Available only with Taper Bore, without Taper Bush.

Axial Misalignment : Size 020 to 058 : 2 mm (±), Size 070 to 135 : 3 mm (±), Size 150 to 215 : 2 mm (±), Size 240 to 265 : 1.5 mm (±)
 Angular Misalignment : Size 020 to 135 : 1° , Size 150 to 265 : 0.5°
 Radial Misalignment : Size 020 : 0.3 mm (±), Size 030 to 042 : 0.4 mm (±), Size 048 to 058 : 0.5 mm (±), Size 070 to 075 : 0.6 mm (±),
 Size 085 to 105 : 0.7 mm (±), Size 120 : 0.9 mm (±), Size 135 to 170 : 0.11 mm (±),
 Size 190 to 215 : 0.15 mm (±), Size 240 to 265 : 0.18 mm (±),

SPARE PARTS

Type RC			Type RCT				Pins and Nuts			Cone Rings				
Size	Pin Half Part No.	Bush Half Part No.	Size	Bush Size	Pin Half Part No.	Bush Half Part No.	Pin Part No.	Nut Size	No/per Coupling	Part No.	No/per Coupling			
RC-020	RC020/1	RC020/2	-	-	-	-	GC 3/4" /3/5	M 8	6	GC 3/4" /4	18			
RC-030	RC030/1	RC030/2	-	-	-	-	GC 1 1/3" /5	M 10	4	GC 1" /4	12			
RC-038	RC038/1	RC038/2	-	-	-	6			18					
RC-042	RC042/1	RC042/2	RCT-042	1215	RCT042/1	RCT042/2			8		24			
RC-048	RC048/1	RC048/2	RCT-048	1615	RCT048/1	RCT048/2	GC 1 3/4" /3/5	M 12	6	GC 1 3/4" /4	18			
RC-058	RC058/1	RC058/2	RCT-058	2017	RCT058/1	RCT058/2			8		24			
RC-070	RC070/1	RC070/2	RCT-070	2525	RCT070/1	RCT070/2			10		30			
RC-075	RC075/1	RC075/2	-	-	-	-			8		32			
RC-085	RC085/1	RC085/2	RCT-085	3030	RCT085/1	RCT085/2			GC 2 3/4" /3/5		M 20	10	GC 2 3/4" /4	40
RC-105	RC105/1	RC105/2	RCT-105	3535	RCT105/1	RCT105/2						12		48
RC-120	RC120/1	RC120/2	RCT-120	4040	RCT120/1	RCT120/2			GC 4 1/4" /3/5		M 24	10	GC 4 1/4" /4	40
RC-135	RC135/1	RC135/2	RCT-135	4545	RCT135/1	RCT135/2						12		48
RC-150	RC150/1	RC150/2	RCT-150	5050	RCT150/1	RCT150/2						14		56
RC-170	RC170/1	RC170/2	-	-	-	-			GC 6 1/4" /3/5		M 36	10	GC 6 1/4" /4	40
RC-190	RC190/1	RC190/2	-	-	-	-	12	48						
RC-215	RC215/1	RC215/2	-	-	-	-	14	56						
RC-240	RC240/1	RC240/2	-	-	-	-	12	48						
RC-265	RC265/1	RC265/2	-	-	-	-	14	56						

CONE-FLEX COUPLINGS TYPE RCS



Spacer Type "Cone-Flex" coupling is suitable where distance between shaft ends (DBSE) is large. The spacer member is radially removable without disturbing shaft alignment. Flexible element can be installed without disturbing the hub.

TECHNICAL DATA

Coupling Size	kW at 100 rpm	Torque Nm	Max. Speed rpm	Bore - Ø D1		Dimensions						
				Min.	Max.	ØA	ØB1	L1	G	DBSE	TL	M
RCS - 020	0.56	53	6500	12	20	89	35	33	3	100	166	30
RCS - 030	1.2	115	5470	12	30	127	51	41			206	28
RCS - 038	2.0	191	5260	15	38	132	64	48			246	22
RCS - 042	3.0	286	4750	15	42	146	70	56			180	14
RCS - 048	5.0	477	4050	21	48	171	81	61			196	28
RCS - 058	8.0	764	3600	21	58	193	97	68			236	24
RCS - 070	11.0	1050	3220	21	70	216	117	76			212	28
											252	24
											292	23
											332	

- All dimensions are in mm unless otherwise specified.
- For vertical installation contact RATHI.
- Consult RATHI for Max Bore with Square Key.
- Higher sizes available on request.