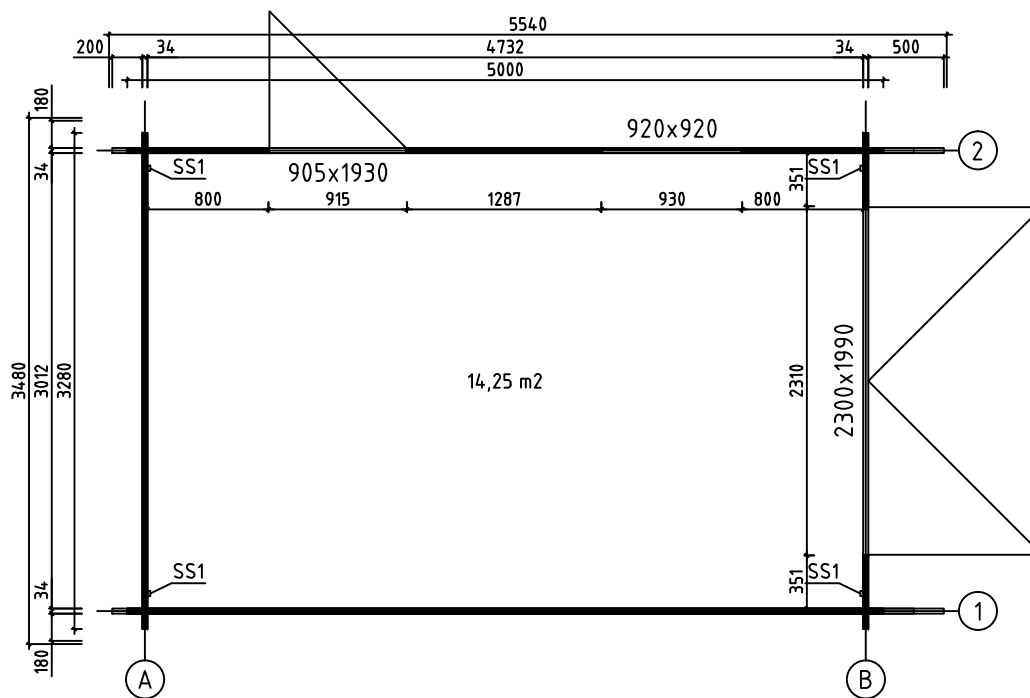
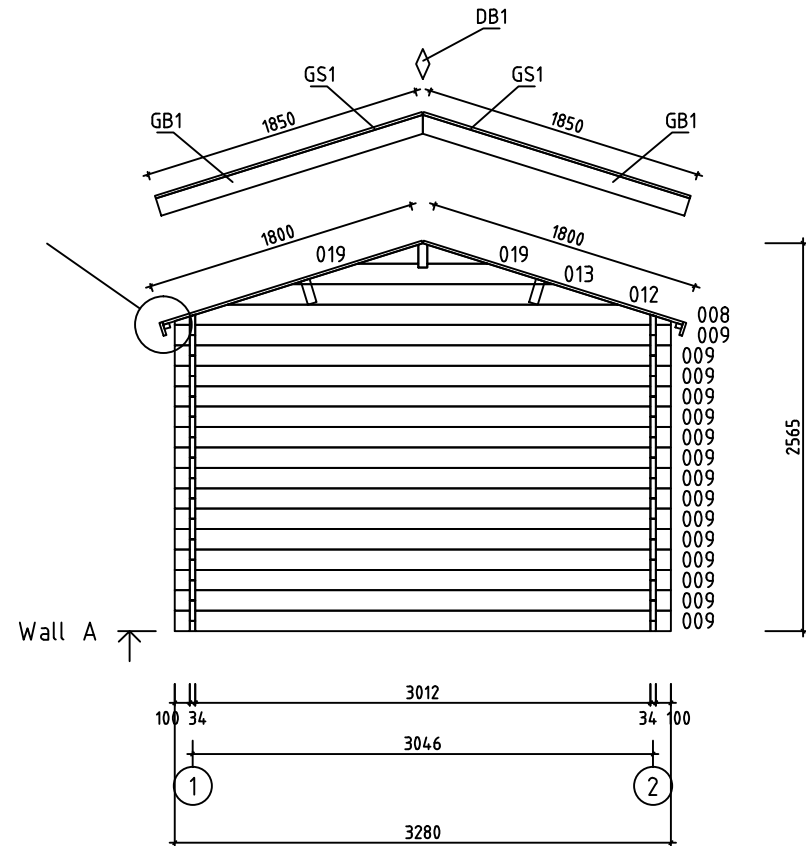
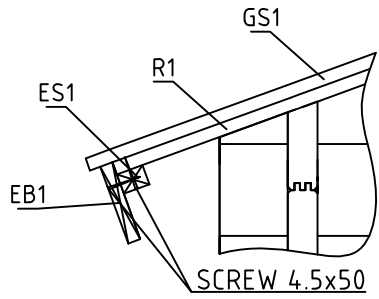


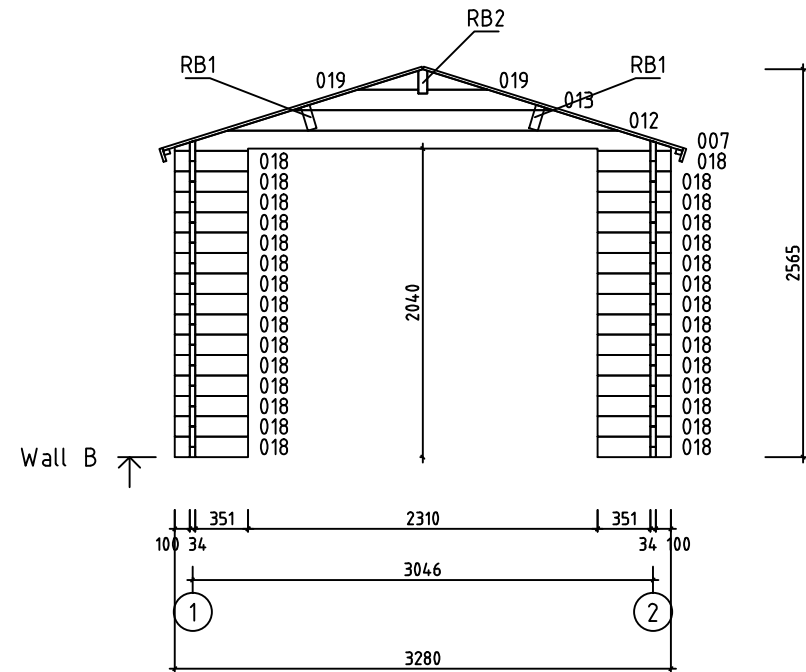
House	G34330500	Sheet	1
Drawing	3D	Scale	
Material	34x135	Date	15.02.2016
Drawer	RP	File	G34330500_3D.dwg




House	G34330500	Sheet	2
Drawing	GROUNDPLAN	Scale	1:50
Material	34x135	Date	15.02.2016
Drawer	RP	File	G34330500.dwg




House	G34330500	Sheet	3
Drawing	WALL A	Scale	1:50
Material	34x135	Date	15.02.2016
Drawer	RP	File	G34330500.dwg



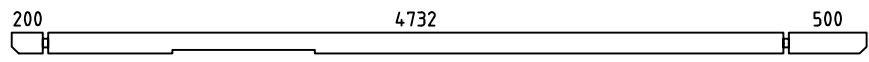
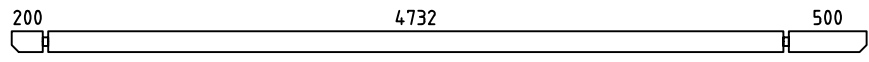
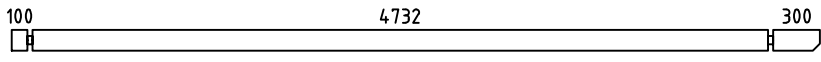
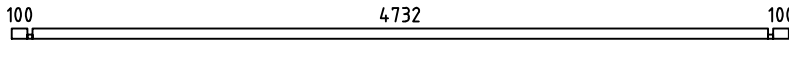
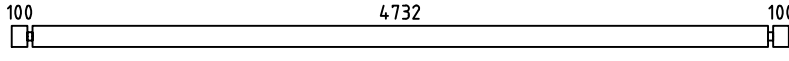
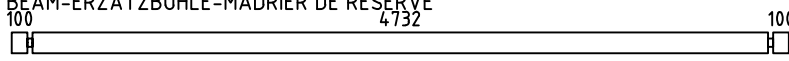

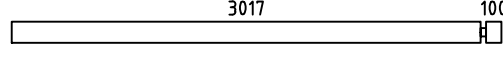
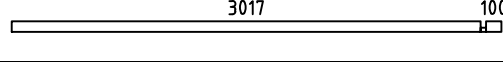





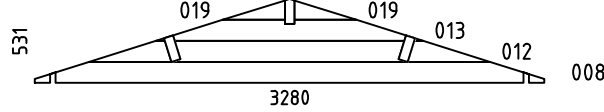
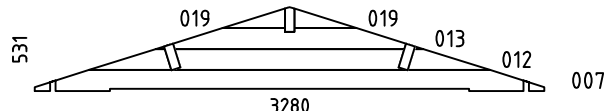







House	G34330500	Sheet	4
Drawing	WALL B	Scale	1:50
Material	34x135	Date	15.02.2016
Drawer	RP	File	G34330500.dwg











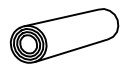


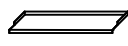
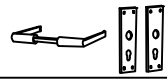

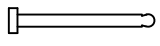



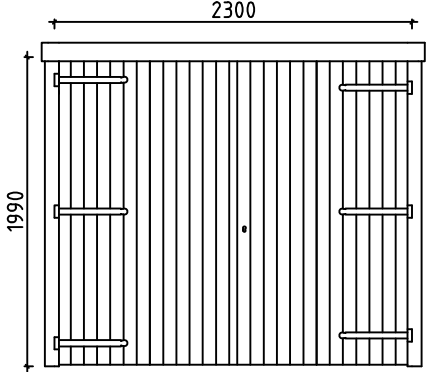
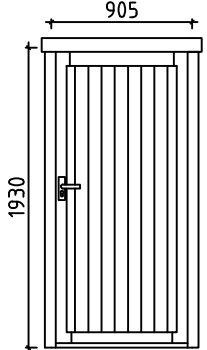
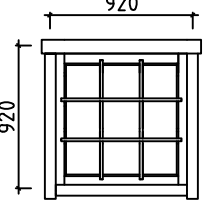
House	G34330500	Sheet	5
Drawing	WALL 1	Scale	1:50
Material	34x135	Date	15.02.2016
Drawer	RP	File	G34330500.dwg



House	G34330500	Sheet	6
Drawing	WALL 2	Scale	1:50
Material	34x135	Date	15.02.2016
Drawer	RP	File	G34330500.dwg

Pos	Specification-Bestimmung-Spécification	PCS	Profile (mm)	L (mm)
001		1	34x135	5500
002		1	34x135	5500
003		1	34x135	5200
004		1	34x68	5000
005		13	34x135	5000
006	SPARE BEAM-ERZATZBOHLE-MADRIER DE RÉSERVE 	1	34x135	5000
009		15	34x135	3280
010		7	34x135	3151
011		1	34x68	3151
014		7	34x135	1287
015		1	34x135	1134
016		20	34x135	934
017		1	34x68	934
018		30	34x135	485
WA-1		1	34x531	3280
WB-1		1	34x531	3280
HB	HIT BLOCK-SCHLAGHÖLZER-MADRIERS D'ASSEMBLAGE 	2	34x135	300
RB1	ROOFBEAMS-DACHBALKEN-SOLIVES DE PLAFOND 	2	68x190	5500
RB2	ROOFBEAMS-DACHBALKEN-SOLIVES DE PLAFOND 	1	68x190	5500
R1	ROOFBOARD-DACHBRETT-VOLIGES  or-oder-ou	98+2 128+2	114x19 88x19	1800
GB1	GABLE BOARD-GIEBELLENDE-PLANCHE DE RIVE 	4	19x120	1850
GS1	ROOF FELT FILLET-GIEBELLEISTE-BAGUETTES POUR FIXER LES PLANCHES DE RIVE 	4	19x70	1850
EB1	EAVE BOARD-TRAUFBRETT-LATTES SOUS VOLIGES 	4	19x90	2750
House G34330500		Material	File G34330500.dwg	Sheet 7

Pos	Specification-Bestimmung-Spécification		PCS	Profile (mm)	L (mm)
ES1	EAVE SLAT-TRAUFENLEISTE-BAGUETTES POUR FIXER LES LATTES SOUS VOLIGES		4	30x40	2750
DB1	DIAMOND-RAUTE-ELÉMENTS DE DÉCORATION		2	19x90	200
SS1	STORM SLAT-STURMLEISTE -BAGUETTE DE TEMPETE	 TYPE 2	4	19x35	1990
	SCREWS-SCHRAUBEN-VISSER FOR-FÜR-POUR SS1		8	M8	70
	WASHER-SCHEIBE-RONDELLE FOR-FÜR-POUR SS1		8	M8	
	NUT-NUSS-ÉCROU FOR-FÜR-POUR SS1		8	M8	
	NAIL-NAGEL-CLOUS FOR-FÜR-POUR R1		390	∅2.5	60
	NAIL-NAGEL-CLOUS FOR-FÜR-POUR COATING FOR ROOF-BESCHICHTUNG FÜR DACH-REVÊTEMENT DE TOIT		330	∅2.5	20
	SCREWS-SCHRAUBEN-VIS FOR-FÜR-POUR GB1, GS1, EB1, ES1, DB1		80	∅4.5	50
	SCREWS-SCHRAUBEN-VIS FOR-FÜR-POUR RB1, RB2 WA-1, WB-1		22	∅6.0	160
	COATING FOR ROOF-BESCHICHTUNG FÜR DACH -REVÊTEMENT DE TOIT R = 15m		2,0		
	WINDOW CROSSES-FENSTERSPROSSEN -CROISILLONS POUR FENÊTRE		1		
	WINDOW HANDLE-FENSTERGRIFF-POIGNÉE DE FENÊTRE		1		
	WINDOW WATER SILL-FENSTER BRETT -REJET D'EAU POUR FENÊTRE		1		
	DOOR LOCK COVERS-SCHLOSSBLENDE-POIGNÉE DE PORTE		1		
	DOOR LOCK+KEYS-ZYLINDERSCHLOSS+SCHLÜSSEL-SERRURE+CLES		1		
	HINGE FOR GARAGE DOOR-SCHARNIERE FÜR GARAGENTOR -CHARNIERES POUR PORTE DE GARAGE		6		
	GARAGE DOOR FRAME SET-RAHMEN FÜR GARAGENTOR -BORDURE POUR PORTE DE GARAGE		1		
	DOOR LOCK+KEYS FOR GARAGE DOOR-ZYLINDERSCHLOSS+SCHLÜSSEL FÜR GARAGENTOR-SERRURE+CLES POUR PORTE DE GARAGE		1		
House	G34330500	Material	File	G34330500.dwg	Sheet 8

Pos	Specification-Bestimmung-Spécification	PCS	Profile (mm)	L (mm)
	GARAGE DOOR-GARAGENTOR-PORTE DE GARAGE (right-rechts-droit) GV 	P	1	2300
	DOOR-TÜR-PORTE (right-rechts-droit) AST_PL 	P	1	905
	WINDOW-FENSTER-FENÊTRE (right-rechts-droit) AST_KP_PL 	P	1	920
House	G34330500	Material	File	G34330500.dwg
Sheet				9

#001	2	5500	1
#002	1	5500	1
#003	1	5200	1
#004	1	5000	1
#005	1	5000	13
#006		5000	1
#007	B	3280	1
#008	A	3280	1
#009	A	3280	15
#010	2	3151	7
#011	2	3151	1
#012	A,B	2582	2
#013	A,B	1721	2
#014	2	1287	7
#015	2	1134	1
#016	2	934	20
#017	2	934	1
#018	B	485	30
#019	A,B	400	4