



## Franche-Comté BATTERIES

### CONVERTISSEUR PUR-SINUS (230VAC/50Hz)



Phoenix Inverter C



Phoenix Inverter

Phoenix 12/180 IEC outlet*	72 x 132 x 200
Phoenix 12/180 Schuko outlet	72 x 132 x 200
Phoenix 12/180 AU/NZ outlet	72 x 132 x 200
Phoenix 12/350 IEC outlet*	72 x 155 x 237
Phoenix 12/350 Schuko outlet	72 x 155 x 237
Phoenix 12/350 AU/NZ outlet	72 x 155 x 237
Phoenix 12/800 IEC outlet*	108 x 165 x 305
Phoenix 12/800 Schuko outlet	108 x 165 x 305
Phoenix 24/180 IEC outlet*	72 x 132 x 200
Phoenix 24/180 Schuko outlet	72 x 132 x 200
Phoenix 24/350 IEC outlet*	72 x 155 x 237
Phoenix 24/350 Schuko outlet	72 x 155 x 237
Phoenix 24/800 IEC outlet*	108 x 165 x 305
Phoenix 24/800 Schuko outlet	108 x 165 x 305
Phoenix 12/1200 IEC outlet*	108 x 165 x 305
Phoenix 12/1200 Schuko outlet	108 x 165 x 305
Phoenix Inverter C 12/1200	375 x 214 x 110
Phoenix Inverter C 12/1600	375 x 214 x 110
Phoenix Inverter C 12/2000	520 x 255 x 125
Phoenix Inverter 12/3000	362 x 258 x 218
Phoenix 24/1200 IEC outlet*	108 x 165 x 305
Phoenix 24/1200 Schuko outlet	108 x 165 x 305
Phoenix Inverter C 24/1200	375 x 214 x 110
Phoenix Inverter C 24/1600	375 x 214 x 110
Phoenix Inverter C 24/2000	520 x 255 x 125
Phoenix Inverter 24/3000	362 x 258 x 218
Phoenix Inverter 24/5000	444 x 328 x 240
Phoenix 48/350 IEC outlet*	72 x 155 x 237
Phoenix 48/750 IEC outlet	72 x 180 x 295
Phoenix 48/800 IEC outlet*	108 x 165 x 305
Phoenix 48/800 Schuko outlet	108 x 165 x 305
Phoenix 48/1200 IEC outlet*	108 x 165 x 305
Phoenix 48/1200 Schuko outlet	108 x 165 x 305
Phoenix Inverter 48/3000	362 x 258 x 218
Phoenix Inverter 48/5000	444 x 328 x 240



## Franche-Comté BATTERIES

### CHARGEUR / CONVERTISSEUR PUR-SINUS (230VAC/50Hz)



MultiPlus Compact

MultiPlus C 12/800/35-16	375 x 214 x 110
MultiPlus C 12/1200/50-16	375 x 214 x 110
MultiPlus C 12/1600/70-16	375 x 214 x 110
MultiPlus C 12/2000/80-30	520 x 255 x 125
MultiPlus 12/3000/120-16	362 x 258 x 218
MultiPlus 12/3000/120-50	362 x 258 x 218

Quattro 12/3000/120-50/30	362 x 258 x 218
Quattro 12/5000/220-100/100	470 x 350 x 280



MultiPlus

MultiPlus C 24/800/16-16	375 x 214 x 110
MultiPlus C 24/1200/25-16	375 x 214 x 110
MultiPlus C 24/1600/40-16	375 x 214 x 110
MultiPlus C 24/2000/50-30	520 x 255 x 125
MultiPlus 24/3000/70-16	362 x 258 x 218
MultiPlus 24/3000/70-50	362 x 258 x 218
MultiPlus 24/5000/120-50	444 x 328 x 240

Quattro 24/3000/70-50/30	362 x 258 x 218
Quattro 24/5000/120-100/100	444 x 328 x 240
Quattro 24/8000/200-100/100	470 x 350 x 280



Easyplus

MultiPlus 48/3000/35-16	362 x 258 x 218
MultiPlus 48/3000/35-50	362 x 258 x 218
MultiPlus 48/5000/70-50	444 x 328 x 240

Quattro 48/5000/70-100/100	444 x 328 x 240
Quattro 48/8000/110-100/100	470 x 350 x 280
Quattro 48/10000/140-100/100	470 x 350 x 280

EasyPlus C 12/1600/70-16	510 x 214 x 110
--------------------------	-----------------



## Franche-Comté BATTERIES

### CONVERTISSEUR PUR-SINUS (120VAC/60Hz)



Phoenix Inverter

Phoenix 12/180 NEMA 5-15R socket	72 x 132 x 200
Phoenix 12/350 NEMA 5-15R socket	72 x 155 x 237
Phoenix 12/750 NEMA 5-15R socket	72 x 180 x 295
Phoenix 24/180 NEMA 5-15R socket	72 x 132 x 200
Phoenix 24/350 NEMA 5-15R socket	72 x 155 x 237
Phoenix 24/750 NEMA 5-15R socket	72 x 180 x 295
Phoenix Inverter 12/3000	362 x 258 x 218
Phoenix Inverter 24/3000	362 x 258 x 218

### CHARGEUR / CONVERTISSEUR PUR-SINUS (120VAC/60Hz)



Quattro

MultiPlus C 12/2000/80-50 120V	520 x 255 x 125
MultiPlus C 24/2000/50-50 120V	520 x 255 x 125
MultiPlus 12/3000/120-50 120V	362 x 258 x 218
Quattro 12/5000/200-100/100 120V	470 x 350 x 280
MultiPlus 24/3000/70-50 120V	362 x 258 x 218
Quattro 24/5000/120-100/100 120V	444 x 328 x 240
Quattro 48/3000/35-50/50 120V	362 x 258 x 218
Quattro 48/5000/70-100/100 120V	444 x 328 x 240

### CHARGEUR de Batterie : waterproof 120VAC 120VAC/45-65Hz



1 output	
Blue Power 12/7 IP65 Waterproof (1)	36 x 80 x 155
Blue Power 24/12 IP65 Waterproof (1)	47 x 99 x 193



## Franche-Comté BATTERIES

### CHARGEUR de Batterie IP20 Microprocessor controlled



Blue Power Charger 12/15

180-265VAC/45-65Hz or 250-350VDC

1 output, natural convection cooling. With CEE 7/7 Plug (Schuko)

Blue Power Charger 12/7 IP20 (1)	60 x 90 x 210
Blue Power Charger 12/10 IP20 (1)	60 x 90 x 210
Blue Power Charger 12/15 IP20 (1)	60 x 90 x 210
Blue Power Charger 24/5 IP20 (1)	60 x 90 x 210
Blue Power Charger 24/8 IP20 (1)	60 x 90 x 210

With AS/NZS 3112 plug (AU/NZ)

Blue Power Charger 12/7 IP20 (1) AU/NZ	60 x 90 x 210
Blue Power Charger 12/10 IP20 (1) AU/NZ	60 x 90 x 210
Blue Power Charger 12/15 IP20 (1) AU/NZ	60 x 90 x 210
Blue Power Charger 24/5 IP20 (1) AU/NZ	60 x 90 x 210
Blue Power Charger 24/8 IP20 (1) AU/NZ	60 x 90 x 210

With BS 1363 plug (UK)

Blue Power Charger 12/7 IP20 (1) UK	60 x 90 x 210
Blue Power Charger 12/10 IP20 (1) UK	60 x 90 x 210
Blue Power Charger 12/15 IP20 (1) UK	60 x 90 x 210
Blue Power Charger 24/5 IP20 (1) UK	60 x 90 x 210
Blue Power Charger 24/8 IP20 (1) UK	60 x 90 x 210



Blue Power Charger 12/25 (1)

1 output or 3 outputs, fan assisted cooling. With CEE 7/7 Plug (Schuko)

Blue Power Charger 12/25 IP20 (1) Schuko	66 x 90 x 235
Blue Power Charger 12/25 IP20 (3) Schuko	66 x 90 x 235
Blue Power Charger 24/12 IP20 (1) Schuko	66 x 90 x 235
Blue Power Charger 24/15 IP20 (3) Schuko	66 x 90 x 235



Blue Power Charger 12/25 (3)

With AS/NZS 3112 plug (AU/NZ)

Blue Power Charger 12/25 IP20 (1) AU/NZ	66 x 90 x 235
Blue Power Charger 12/25 IP20 (3) AU/NZ	66 x 90 x 235
Blue Power Charger 24/12 IP20 (1) AU/NZ	66 x 90 x 235

With BS 1363 plug (UK)

Blue Power Charger 12/25 IP20 (1) UK	66 x 90 x 235
Blue Power Charger 24/12 IP20 (1) UK	66 x 90 x 235



## Franche-Comté BATTERIES

### CHARGEUR de Batterie : IP65 Microprocessor controlled



Blue Power Charger  
(IP65 Waterproof)

230VAC/45-65Hz

1 output

Blue Power 12/7 IP65 Waterproof (1) 43 x 80 x 155


Blue Power 12/17 IP65 Waterproof (1)\* 47 x 99 x 193

Blue Power 24/3 IP65 Waterproof (1) 43 x 80 x 155

Blue Power 24/12 IP65 Waterproof (1)\* 47 x 99 x 193

\*Available with Schuko (CEE 7/7) or AU/NZ (AS3112) plug

### CHARGEUR de Batterie : Analog control



Centaur Charger

Universal input 90-265VAC/45-65Hz, or 90-400VDC

3x full current output

Centaur Charger 12/20 (3) 355 x 215 x 110

Centaur Charger 12/30 (3) 355 x 215 x 110

Centaur Charger 12/40 (3) 426 x 239 x 135

Centaur Charger 12/50 (3) 426 x 239 x 135

Centaur Charger 12/60 (3) 426 x 239 x 135

Centaur Charger 12/80 (3) 505 x 255 x 130

Centaur Charger 12/100 (3) 505 x 255 x 130

Centaur Charger 12/200 (3) 505 x 255 x 230

Centaur Charger 24/16 (3) 355 x 215 x 110

Centaur Charger 24/30 (3) 426 x 239 x 135


Centaur Charger 24/40 (3) 505 x 255 x 130

Centaur Charger 24/60 (3) 505 x 255 x 130

Centaur Charger 24/80 (3) 505 x 255 x 230

Centaur Charger 24/100 (3) 505 x 255 x 230

### CHARGEURS de Batterie : Microprocessor control



Phoenix Charger

Universal input 90-265VAC/45-65Hz, or 90-400VDC

2x full current output + 1x 4A output

Phoenix Charger 12/30 (2+1) 350 x 200 x 108

Phoenix Charger 12/50 (2+1) 350 x 200 x 108


Phoenix Charger 24/16 (2+1) 350 x 200 x 108

Phoenix Charger 24/25 (2+1) 350 x 200 x 108



## Franche-Comté BATTERIES

### CHARGEURS de Batterie : Microprocessor control



Skylla Charger

**230VAC and 400VAC/45-65Hz, or 180-400VDC**

**1x full current output + 1x 4A output**

<b>Skylla-TG 24/30 (1+1)</b>	365 x 250 x 147
<b>Skylla-TG 24/50 (1+1)</b>	365 x 250 x 147
<b>Skylla-TG 24/80 (1+1)</b>	365 x 250 x 257
<b>Skylla-i 24/80 (1+1)</b>	402 x 250 x 140
<b>Skylla-TG 24/100 (1+1)</b>	365 x 250 x 257
<b>Skylla-i 24/100 (1+1)</b>	402 x 250 x 140

<b>Skylla-TG 24/50 3-phase (1+1)</b>	365 x 250 x 257
<b>Skylla-TG 24/100 3-phase (1+1)</b>	515 x 260 x 265

<b>Skylla-TG 24/30 (1+1) 90-265VAC</b>	365 x 250 x 147
<b>Skylla-TG 24/50 (1+1) 90-265VAC</b>	365 x 250 x 147
<b>Skylla-TG 24/100 (1+1) 90-265VAC</b>	365 x 250 x 257

<b>Skylla-TG 24/30 GMDSS 90-265VAC excl. panel</b>	365 x 250 x 147
<b>Skylla-TG 24/50 GMDSS 90-265VAC excl. panel</b>	365 x 250 x 147

<b>Skylla-TG 48/25 (1+1)</b>	365 x 250 x 147
<b>Skylla-TG 48/50 (1+1)</b>	365 x 250 x 257

### ISOLATION TRANSFORMERS / AUTOTRANSFORMER / GALVANIC ISOLATOR



Isolation Transformer

<b>Isolation Trans. 2000W 115/230V</b>	375 x 214 x 110
<b>Isolation Trans. 3600W 115/230V</b>	362 x 258 x 218
<b>Isolation Trans. 7000W 230V</b>	362 x 258 x 218

<b>Isolation Trans. 3600W Auto 115/230V</b> with automatic inputvoltage detection	362 x 258 x 218
--	-----------------

<b>Autotransformer 120/240VAC-32A</b> The ultimate solution for split phase installations	375 x 214 x 110
--	-----------------

<b>Galvanic Isolator VDI-16</b>	60 x 120 x 200
---------------------------------	----------------

Nous réalisons le dimensionnement de votre installation sur demande.  
(Merci de remplir le formulaire que vous trouverez dans la page produit "Solaire Autonome")