

Street King 660

Mounted sweeper



www.aebi-schmidt.com

 **schmidt**
a brand of aebi schmidt

No-compromise cleaning for the most demanding of environments


The Street King 660 is an especially powerful and efficient mounted sweeper. It boasts outstanding suction power, a large 7 m³ hopper, and a high water volume for long sweeping distances and maximum efficiency. With a self-supporting frame, the mounted sweeper can be attached to any truck type, provided that its load capacity conditions continue to be satisfied for approval – a unique concept that offers maximum flexibility and adaptability.

Extremely compact dimensions

The suction fan has been fitted in the front section of the hopper, across the direction of travel. This reduces the overall length of the sweeper considerably while also optimising air flow. Placing the entire drive unit in the intermediate frame helps to maintain compact dimensions and ensure optimum axle load distribution.




Hopper



Base frame

Suction and sweeping unit





Drive system



The drive system

The enclosed engine compartment combined with state-of-the-art engine technology has helped to make the Street King 660 one of the quietest and most environmentally friendly sweepers on the market. The Deutz TD 2.9 auxiliary engine is highly efficient at supplying power, and the engine compartment can be accessed with ease when the hopper is tilted. Emission stages EuroMot5 and EuroMot3A (for export) are available.

Chassis and intermediate frame

The sweeper is suitable for attachment to all conventional 2-axle truck chassis in the 15 – 18 tonne class, provided that the requisite specifications are met. The sweeper is attached to a universal intermediate frame and not to the truck itself, leaving open the opportunity for the sweeper to be configured as a demountable sweeper if required (allowing the truck to be used as a winter maintenance vehicle).



Benefit from:

- Outstanding performance
- Reliable brake-back protection thanks to a towed sweeping system
- High sweeping power
- Fully integrated suction shaft/brush roller for 'mechanical' cleaning of the entire sweeping width
- Optimum debris collection with sweeping speeds up to 15% higher by comparison
- Tried-and-tested durability
- Unique flexibility when it comes to the carrier vehicle

The large hopper

The large 7.0 m³ hopper volume allows for the collection of large quantities of debris. The floor pan made from stainless steel and the rubberised baffle plates inside the hopper combine to ensure a lengthy service life and virtually no wear.

The fully integrated unit compartment for the hydraulic, pneumatic and electrical systems ensures quick and easy maintenance, with everything accessible from the outside through large covers. The baffle plates also act as sound proofing. The large tipping angle of 60° allows the hopper to be emptied fully, leaving no residue behind. A large, folding leaf screen with excellent air throughput is fitted over the entire width of the hopper.

The aerodynamic shape of the hopper, air flow and leaf screen produce a cyclonic effect inside the hopper to ensure maximum hopper capacity utilisation and fewer emptying runs. A coarse dirt cover on the side allows for additional inspection of the fill level inside the hopper.



Benefit from:

- A 7 m³ hopper volume
- 60° tipping angle
- 1,600 l water tank volume
- Stainless steel water tanks
- Optimum dust binding — PM10/PM2.5 4-star certified
- Electrically controlled water jets and maximum flexibility with operation via ES control panel
- Dust-free collection of debris thanks to water jets in the suction shaft, on the disc brush and feed brush roller. Additional jets can also be supplied, e.g. for attachment to the truck's bumper
- Hydraulically driven water pump with a capacity of up to 48 l/min @ 8 bar, dry-run safe
- Water level indicator with indicator in the control panel, optional level transmitter
- Waste water drain hose on the hopper cover
- A handy toolbox in the hopper






The water system

Generously proportioned water tanks with a volume of 1,600 litres help to ensure long sweeping distances. Mounting the water tank at the rear helps to ensure a lower centre of gravity for better road handling. Furthermore, by not joining the water tanks to the hopper, we have achieved greater stability during tipping. Additional water tanks can be mounted between the driver's cabin and the sweeping system to provide up to 1,000 l of additional capacity.


A particular highlight is the optional water volume control, which is accessible on the ES control panel and allows the water volume to be adjusted in 3 stages. Individual water jets can be activated and deactivated by touch command. This helps to reduce water consumption considerably, extend sweeping times and conserve resources. All of these functions are accomplished without the need to route the water lines through the truck's cabin.



Optimum sweeping results, even when cornering.

A towed **sweeping unit** mounted on either the right or left with brake-back protection ensures direct and efficient collection of debris. By integrating **the brush roller into the suction shaft**, our customers can also travel up to 15% faster without impacting sweeping results.

A pneumatically operated coarse dirt cover is also provided for easy collection of larger debris. The fan and air flow have been optimised for maximum flow to ensure outstanding performance even at low speeds. The continuously adjustable fan can achieve a high air throughput for efficient collection of debris.



Benefit from:

- Outstanding sweeping results even when cornering, thanks to excellent coverage with disc brush, feed roller and suction shaft
- Minimal brush wear thanks to adjustable brush contact pressure and speed
- Maximum suction power for reliable collection of debris
- Separate, continuously adjustable gutter channel brush speeds and feed brush roller speeds (optional)
- Automatic sweeping unit raising and water pump shut-off when reversing
- An optional dual design with a sweeping width of 3,500 mm – simultaneous sweeping = both sweeping units in operation at the same time
- No maintenance or lubrication work (no lubrication points required)

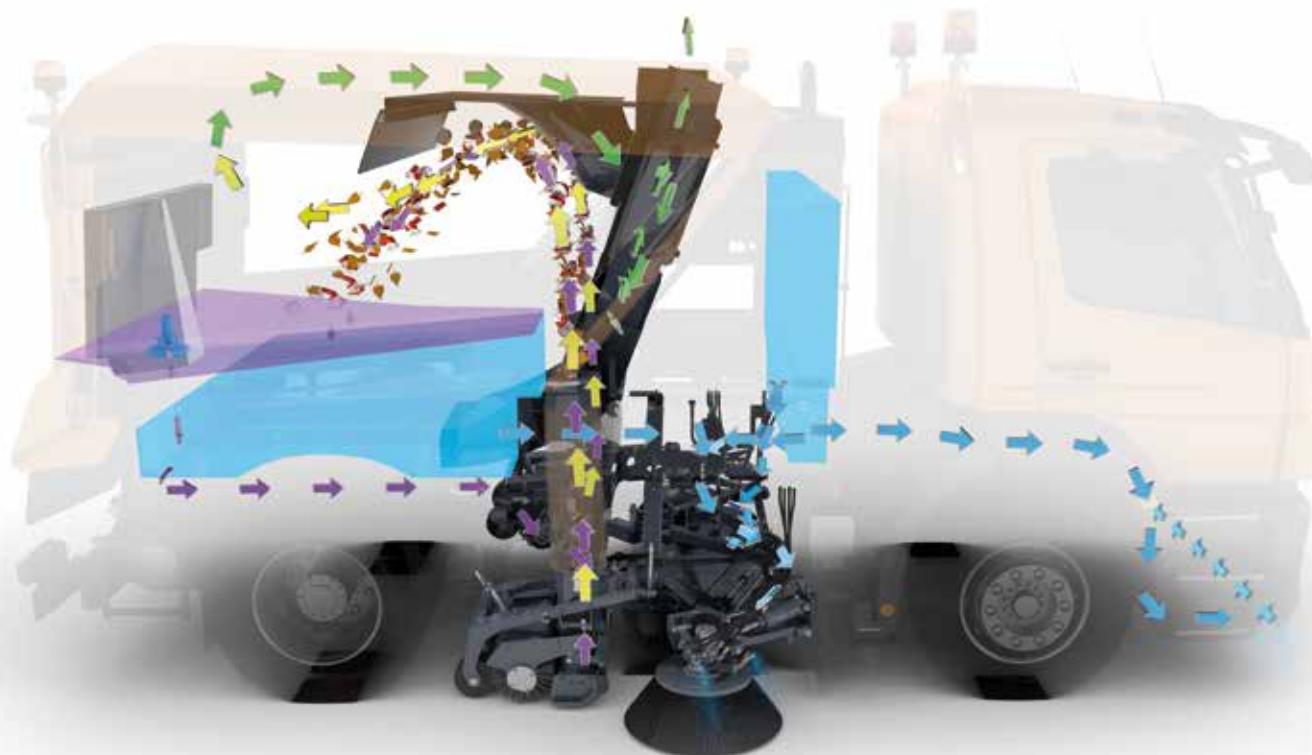


Innovation inside

Pressurised water recirculation system enhances performance and protects resources

Extend usage times by up to 30% with the optional innovative pressurised water recirculation system. Waste water is channelled into the suction shaft using a separate waste water pump at the rear of the water tank, then sucked up again and re-treated. This helps to reduce the need for time-consuming water refills, reduce emissions of fine dust and particulate through better dust binding and keep the suction pipe permanently flushed to minimise blockages.

- Blue:** Water
- Purple:** Recirculated water
- Green:** Circulated air/clean exhaust air
- Yellow:** Air flow with debris transport



Straightforward, logical operation.

Intuitive and convenient operation with the innovative Schmidt ES operating concept.

State-of-the-art control technology is an important step towards safe and efficient street cleaning. Logical and intuitive menu navigation and automatically controlled processes help to support drivers when working by ensuring that concentration remains focused on the road head.

On/Off

Open coarse dirt
cover

Close coarse dirt
cover

Pivot in gutter channel
disc brush



Switch on/off, retract/extend
sweeping unit and gutter channel
disc brush

Brush/suction shaft
auxiliary functions

Junction crossing

Additional accessories



Benefit from:

- Operating technology with a 7" colour touch screen
- Door control panel with joystick for basic functions
- Straightforward, intuitive handling for the driver
- Ergonomic control configuration (main functions can be controlled with one hand using the door control panel)
- Combination of button and touch operation
- Audible and visual warning notifications
- Automatic display brightness adjustment (light sensor)
- On-board diagnostics
- Optional TFT monitor for up to 3 cameras



On/Off

Menu

Soft keys for auxiliary engine, water pump, lighting, etc.

Gutter channel disc brush left

Suction shaft left

Fan and feed brush roller

Gutter channel disc brush right

Suction shaft right

Enhance operational capability. Increase efficiency.

1 + 2: Handheld suction hose on the rear lid or as a roof boom.

The outstanding suction power allows for reliable cleaning of drains and suction of coarse dirt, stones, bottles, etc. The roof boom version has been designed to reach over parked cars and other obstacles without difficulty.

3. Periphery lighting

The lighting packages that are available have been designed to ensure maximum illumination of the sweeping area and the area around the machine.




4. Spray bar and high-pressure washing system

The front-mounted spray bar moistens the sweeping area with water for better dust binding. The high-pressure water system (200 bar at 50 l/min) helps to tackle stubborn dirt and contamination and is available as a front-mounted system or for mounting in front of or behind the suction shaft, on the feed roller or on the disc brush. An optional 150 bar high-pressure system with spray lance is also available.

5. Rear suction unit

High suction power and flow-optimized suction shaft for dirt, leaves or liquids. Full-surface extraction over the entire vehicle width, flexible suspension, tilt compensation when cornering, truck-independent, complete integration into the ES control panel.





6. Exhaust air management

Exhaust air can be directed rearwards from underneath or forwards from above, allowing drivers to respond to the conditions, e.g. when sweeping under trees.

Pressurised water recirculation system

30% longer usage times, save water and minimise the formation of fine dust and particulate (see page 7).

Leaf screen cleaning

For straightforward, reliable leaf screen cleaning with minimum effort after sweeping.



Technical specifications

	Street King 660
Hopper	
Hopper volume	7.0 m ³
Tipping angle	60°
Debris collection (Towed gutter channel disc brush, feed roller and suction shaft)	
Ø gutter channel disc brush	550 mm, 650 mm and 750 mm
Ø feed roller	400 mm
Feed roller, length	1.300 mm
Suction shaft, width	750 mm
Ø suction hose	250 mm
Sweeping widths	
Gutter channel disc brush with suction nozzle	1.200 mm
Gutter channel disc brush with suction nozzle and brush roller	2.350 mm
Dual design and simultaneous sweeping	Max. 3,500 mm
High-pressure fan	
Drive system	Hydraulic
Speed	2,100 – 3,100 rpm
Air throughput	Max. 18,000 m ³ /h
Support disc, shovel, spiral wall from high-strength steel (Hardox)	
Engine/drive system	
Auxiliary engine	Deutz
Type	TD 2.9, EuroMot 5 with particulate filter TD 2.9, EuroMot 3A (excl. Europe)
Displacement	2,900 cm ³
Output	55.4 kW (75 hp) @ 2,600 rpm
Torque	260 Nm @ 1,600 rpm
Volumes	
Water tank volume	1,600 l
Hydraulic oil tank	130 l
Speeds	
Transport speed	0–90 km/h
Working speed	0–20 km/h
Weights	
Basic machine* unladen weight	4,250 kg
Basic machine* with dual design unladen weight	4,650 kg

*Without options





'The short wheelbase Street King 660 is the ideal machine for us when it comes to flexibility and handling on narrow streets, and for its hopper volume. The straightforward and intuitive control system impressed us at the very outset, as did the ease and speed at which we could replace wear parts. We're more than happy with the decision that we made'.

Mikael Helgöstm,
Managing Director, HMB Maskin AB (Sweden)



'We are confident that the Street King is the right solution for Mick George Ltd. Feedback from drivers has been extremely favourable, and they have been especially positive about the sweeping system and suction power'.

Steve Halliday, Ford and Slater (UK)

'We are very happy with our two Street King 660s. Our drivers love them, performance is outstanding and the results are really impressive'.

Jay Harding, Manchester Airport (UK)





Scan to discover Aebi Schmidt on YouTube.

Aebi Schmidt Holding AG
Marketing and Communication

Technical data is subject to change.
Illustrations are not binding.

Status 02/2019 Copyright © Aebi Schmidt Holding AG.
All rights reserved. Errors and amendments excepted.

 **aebi schmidt**
group

www.aebi-schmidt.com