


Pump series ICP+



Characteristics

These robust pumps have stainless steel 316L pump casings constructed in thick cold rolled plate and have open investment cast impellers in stainless steel 316L or duplex materials. Thanks to its solid construction and electropolished design these pumps are the reliable component for your production process.



ICP+

- 1 Pressed stainless steel, pump casing thickness up to 8 mm, back plate up to 20 mm
- 2 Investment cast impellers
- 3 Large seal cavity to guarantee liquid circulation around the seal
- 4 Monobloc execution with std. IEC motors
- 5 Standardized mechanical seals to EN 12756
FDA approved bellow mechanical seals or balanced O-ring seals
- 6 One seal diameter: Ø 33 mm, except for 250 types: Ø 43 mm



bellow seal

Your benefits





- High pump efficiency resulting in lower energy consumption
- Low NPSH values: less risk on cavitation
- Electropolished: higher resistance against corrosion
- Easy & robust construction and easy maintenance: less downtime
- Easy to install
- Solid impellers compared to low cost spot welded versions
- 2 mechanical seal diameters for entire range
- Standard components

Application areas

The Packo pumps of the series ICP+ are used in a wide range of industries and applications. You can find them in just about all industries such as vegetable industry, breweries, dairies, distilleries, etc.

They are the ideal solution for filtration applications, pasteurisation, evaporating systems, yeast propagation and for CIP cleaning systems as well.

Typical applications include filtration of beer, wine and fruit juices as well as pumping yeast, whey and curd.

Pump series	ICP+
Performance	
max. flow rate	110 m ³ /h
max. differential head	110 m
max. inlet pressure	13 bar
max. liquid viscosity	1000 cP
max. temperature	140°C
impeller type	open
max. free passage	22 mm
max. motor power	45 kW
max. speed	3000/3600 rpm
available frequency	50/60 Hz
Technical specifications	
materials wetted parts	stainless steel 316L or similar
mechanical seal configuration	single bellow, single balanced, quench, double, pressurized barrier
available O-ring materials	EPDM, FKM, FEP-FKM, FFKM, Silicone
connections	hygienic fittings
surface finish	industrial, welds not hand polished, electropolished
certificates & legislation	   

Performance curves at 2900 rpm

