

# Toilitech®



automatic toilets

**SAM series**





**SAM** toilets are **AUTOMATIC, PRECAST**, public toilets, for **OUTDOOR** installation, designed to be installed in urban areas as, **public gardens, parking areas, market areas**, etc. These toilets are characterized by a **ROBUST** and **FLEXIBLE** reinforced **concrete block**, of our special production, which allows a **variety of finishes and design solutions**. Our special **INTEGRATED AUTOMATION SYSTEM**, manages, thanks to a dedicated electronics, all the automatic devices in the toilet, even remotely.



#### Features:

- External dimensions may change depending on the number/type of toilet room (disable/unisex/etc) and chosen design
- Single block box structure, made up of **vibrated reinforced concrete panels**, thickness of 8 cm
- Internal walls clad with **HPL panels** supported by stainless steel frame, white colored
- The floor is provided with **non-slip, non-freeze, stain resistant, tiles (25 x 25 cm)**
- Grab rails and handles for disabled people as disable specifications
- Electronic **NO TOUCH flush** for automatic bowl cleaning
- **Semi-recessed stainless steel washbasin** with automatic dispensers for soap, water and hot air
- Swinging aluminium door (grey colored). On request, is possible to install an automatic stainless steel sliding door.
- **Detector of presence of person with radar, SOS buttons for emergency calls, hooks, nappy table, security mirror**
- **Low consumption** automatic lighting
- **Security access** to technical area from an **external door**
- External vandal resistant info panel: is fitted with button for free usage, LCD display with instructions in four languages. On request, is possible to install a coin machine or badge lector
- Internal LED buttons (SOS, exit,)
- **Accessibility for users with disabilities in accordance with european requirements**
- **Self-diagnosis system** in the event of a fault and remote signaling in real time to GSM mobile or computer



#### LARGE POLYCARBONATE DOME

- Natural lighting
- Forced ventilation

#### SECURITY SWINGING DOOR

- Stainless steel inox on request
- Sliding door on request
- Anti-vandal
- Anti-sign
- Durable

#### TECHNICAL DOOR

- External security access
- Anti-vandal
- Anti-sign
- Durable
- Maintenance is possible also with person inside the toilet

#### INFO PANEL

- Instructions in 4 languages
- Customizable
- Access with coins or badge

#### CONCRETE BLOCK

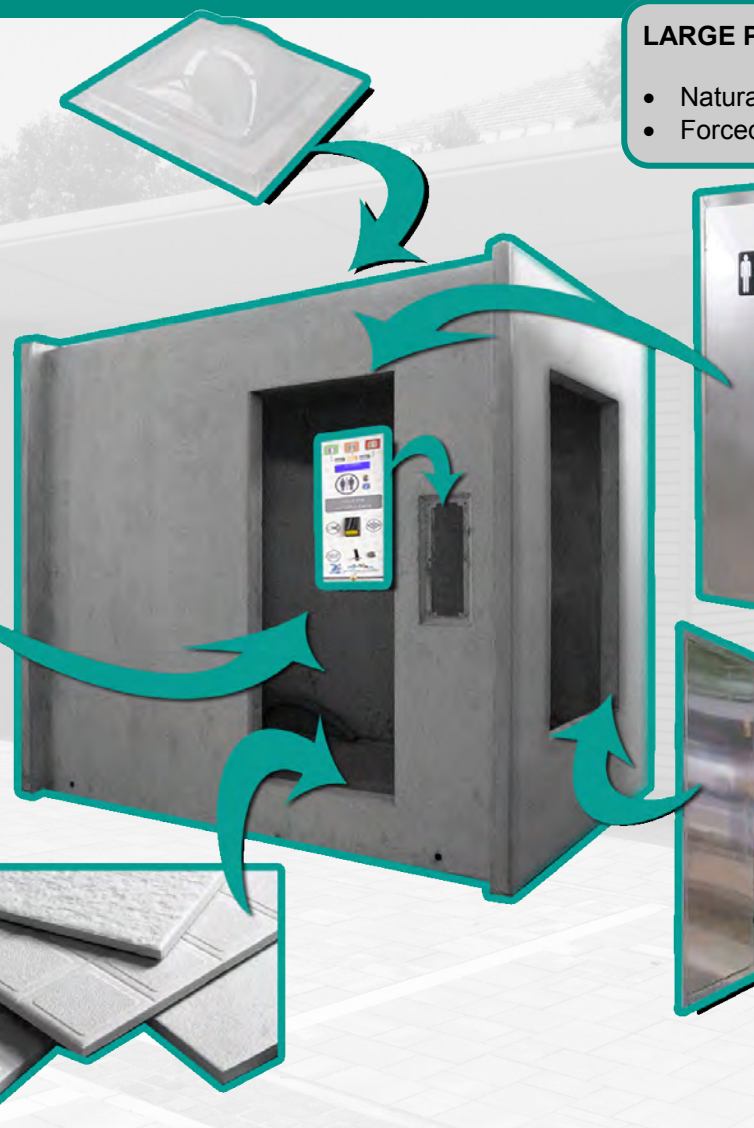

- Durable
- Anti-vandal and fireproof
- Flexible features and dimensions
- Customizable

#### INTERNAL HPL PANELS

- Hygienic
- Shock-proof
- Fire-proof
- Customizable

#### FLOOR WITH TILES

- Non-slip
- Non-freeze
- Stain resistant



# PTMatic for environment



## LOW WATER CONSUMPTION:

Compared to a traditional toilet, the management system dispenses a predetermined quantity of water in order to avoid unnecessary waste.

## LOW ENVIRONMENTAL IMPACT:

90% of components of the toilet are completely recyclable (cement, aluminum, plastic, etc). In our factory is possible to dispose old toilets.

## LOW CONSUMPTION LIGHTING SYSTEM WITH LED:

External and internal illumination of the toilet is with LED lamps (12 V). Total electricity consumption is 20 W per cycle. Without person inside, lights remain off, without wasting energy.

## REMOTE CONTROL:

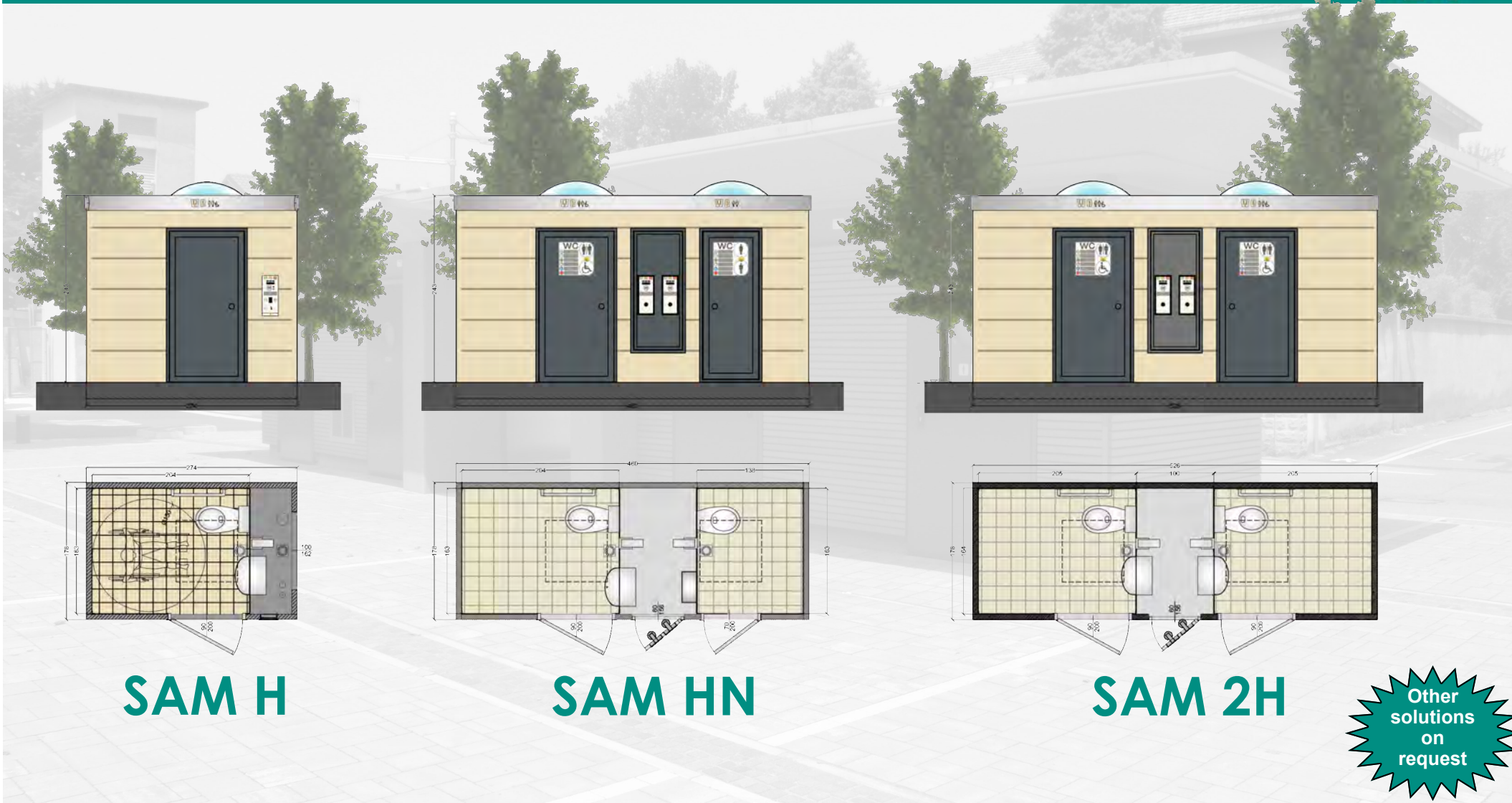
Our toilets can be equipped with a remote control system that checks the status of the toilet. This allows to reduce number of site visits, optimizing the operations of the maintainer with a fuel saving of about 10%.



TOILITECH works  
with ISO 14000

automatic toilets

SAM series



**SAM H**

**SAM HN**

**SAM 2H**

Other solutions on request



# PROJECTS

automatic toilets

**SAM series**

# Tewkesbury (UK)



automatic toilets

**SAM series**



# Interiors



automatic toilets

**SAM series**



automatic toilets

**SAM series**

Grosseto



automatic toilets

**SAM series**

# Gap (France)



automatic toilets

**SAM series**



#### Low consumption lighting

#### Toilet paper dispenser

- fireproof
- antivanda
- automatic with control of uses (on request)

#### In-built stainless steel waste basket with closure door:

- antivandal
- fireproof

#### Disable handrail

- stainless steel inox on request

#### Floor with tiles 25cm x 25cm

- non-slip
- non-freeze
- stain resistant



#### In-built stainless steel hand basin:

- no-touch dispenser for soap/water/air
- anti-syringe security system
- Fireproof
- Antivandal, in-built siphon and drain

#### HPL wall panels:

- extremely durable
- fireproof
- multiple colors available
- without spacing or outside fixing
- ceramic tiles on request


#### Ceramic wall-hung bowl:

- stainless steel available
- non-spill system

automatic toilets

**SAM series**

# External finishing



automatic toilets

**SAM series**


# External optional



**PAINTEND SWIN-  
GING DOOR**



**STAINLESS STEEL  
SWINGING DOOR**



**STAINLESS STEEL  
SLIDING DOOR**



**AMSTERDAM  
CORNICE**



**MILAN  
CORNICE**



**VENEZIA  
CORNICE**



**INFO PANEL**

- instructions in 4 languages
- customizable

automatic toilets

**SAM series**



[www.toilitech.com](http://www.toilitech.com)

VIA GIOTTO 1  
20010 BAREGGIO (MI) - ITALY  
Tel.: (+39) 02 90 39 00 02  
Fax: (+39) 02 90 19 26 2  
[info@toilitech.com](mailto:info@toilitech.com)

automatic toilets

**SAM series**