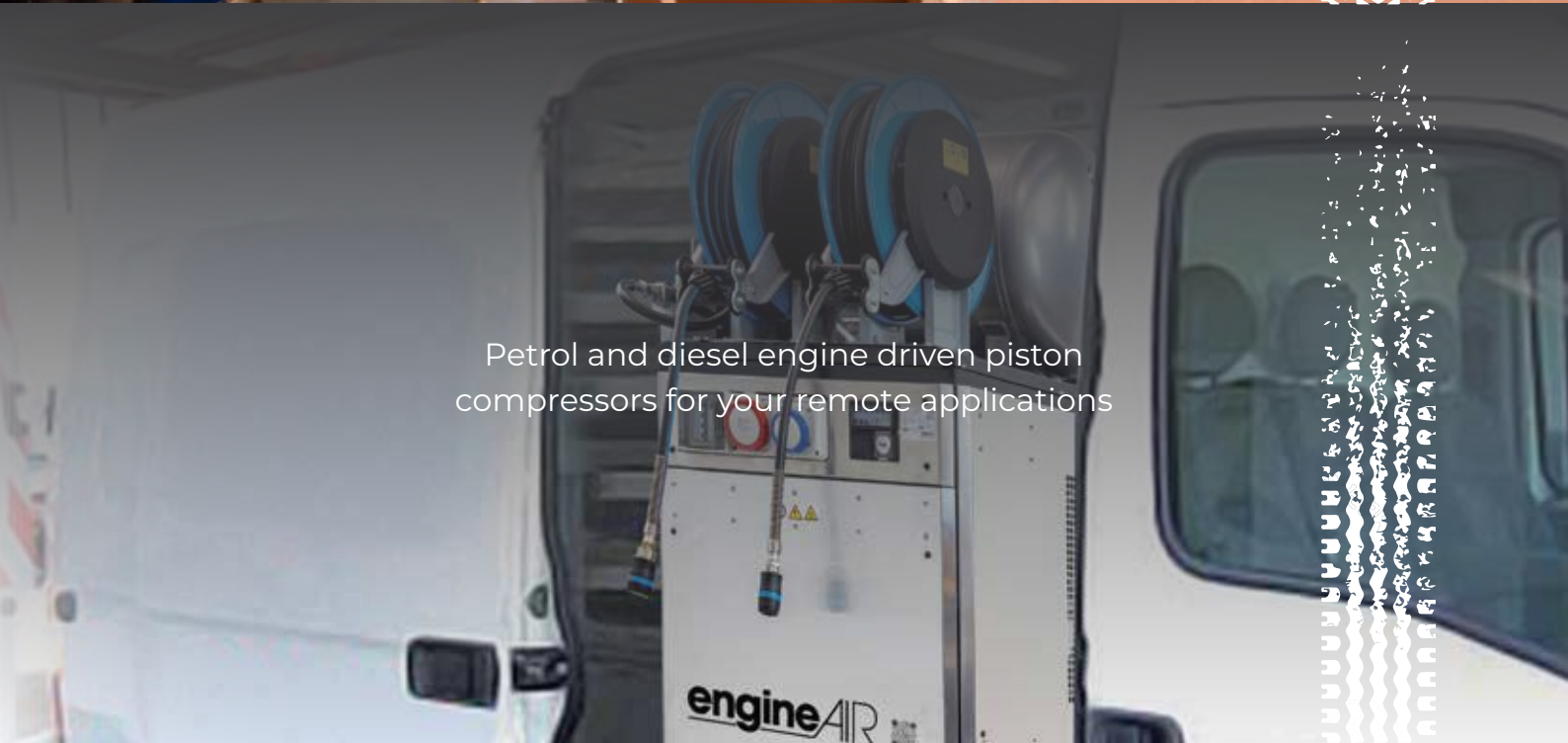




engineAIR



The unplugged generation



Petrol and diesel engine driven piston compressors for your remote applications

Versatile engine compressors for remote applications

The freedom to do what you want, when you want, wherever you want. To be independent under all circumstances. Who wouldn't like that? As a small building contractor or a larger construction company, if you are in harvesting business or a farmer; this is your tool.

You'll be excited about this: a range of unplugged diesel and petrol engine belt driven compressors that are easy to move, that can cope with different air demands, that can power multiple tools at the same time and simultaneously provide a steady air flow; the BlengineAIR range comprises a two-in-one solution that can provide you with both air and electricity in remote locations.

With these versatile engine compressors you are totally independent from energy sources, giving you total availability of compressed air in all circumstances. Giving you total freedom.

Petrol Engine

Worldwide service support



engineAIR

Diesel Engine

Low fuel consumption





engineAIR

AGRICULTURE



Agriculture



engineAIR 5/100 10 PETROL

Type	Code	Model												LxPxH	
			l	bar	psi	Type	rpm	l/min	CFM	HP	Engine	Fuel	Start Type	mm	kg
engineAIR 5/4 10 Petrol	1121440134	Hand	4	10	145	S15	3400	275	9.7	4,8	GP160	Petrol	Manual	530x440x440	29
engineAIR 5/20 10 Petrol	1121440135	Mobile	20	10	145	S15	3400	275	9.7	4,8	GP160	Petrol	Manual	610x460x850	40
engineAIR 5/24 10 Petrol	1121440137	Mobile	24	10	145	PAT38A	1070	411	14.5	4,8	GP160	Petrol	Manual	850x560x770	60
engineAIR 9/17+17 S 10 Petrol	1121440125	Mobile	17+17	10	145	B5900B	1160	552	19.5	8,4	GX270	Petrol	Manual	1480x760x850	107
engineAIR 9/50 10 Petrol	1121440117	Mobile	50	10	145	B5900B	1160	552	19.5	8,4	GX270	Petrol	Manual	1270x440x910	100
engineAIR 5/50 10 Petrol	1121400110	Mobile	50	10	145	PAT38A	1070	411	14.5	4,8	GP160	Petrol	Manual	980x 440x 780	66
engineAIR 5/100 10 Petrol	1121440112	Mobile	100	10	145	PAT38A	1070	411	14.5	4,8	GP160	Petrol	Manual	1110x520x940	72



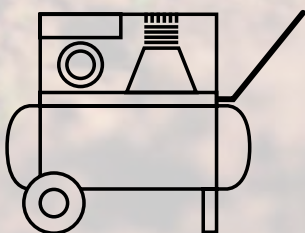
engineAIR 5/20 10 PETROL



engineAIR 5/24 10 PETROL

Ergonomic handle and large pneumatic tyres

For easy movement over difficult terrain



Features:

- Easy Draining
- Reliable aluminum pumps
- Double feet with rubber
- Shock absorber
- Ergonomic handle
- Regulator filter unit and lubricator
- Shockproof gauge in glycerine bath



Large pneumatic tyres



Easy Handling



engineAIR










CONSTRUCTION



Construction



engineAIR 5/11+11R 10 PETROL

Type	Code	Model							LxPxH						
			<i>l</i>	<i>bar</i>	<i>psi</i>	<i>Type</i>	<i>rpm</i>	<i>l/min</i>	<i>CFM</i>	<i>HP</i>	<i>Engine</i>	<i>Fuel</i>	<i>Start Type</i>	<i>mm</i>	<i>kg</i>
engineAIR 5/2,5 10 Petrol	1121440133	Hand	2,5	10	145	S15	3400	275	9,7	4,8	GP160	Petrol	Manual	620x410x480	28
engineAIR 5/11+11R 10 Petrol	1121440115	Rollbar	11+11	10	145	PAT38A	1070	411	14,5	4,8	GP160	Petrol	Manual	1230x710x800	78
BI engineAIR 11/270 14 ES Diesel	1121440132	Stationary	270	14	203	B6000B	1060	605	21,4	10,1	KD15-440	Diesel	Electric	1540x560x1180	257




engineAIR 5/2,5 10 PETROL

engineAIR 11/270 14 DIESEL

Metal Rollbar

Offers full protection.
Easy to carry, easy to move.



Features:

- Shockproof gauge in glycerine bath
- Large pneumatic tyres
- Pressure tank inside steel frame
- Double gauge



Additional protection
Robust design
Hand carry



Kohler motors
Electric start



engineAIR




MOBILE SERVICE

Mobile service



BI engineAIR 17/90 12 ES Diesel

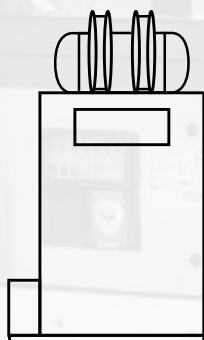


engineAIR 6-50 10 Petrol

Type	Code	Model								LxPxH					
			l	bar	psi	Type	rpm	l/min	CFM	HP	Engine	Fuel	Start Type	mm	kg
engineAIR 5/2,5 10 Petrol	1121440133	Hand	2,5	10	145	S15	3400	275	9.7	4,8	GP160	Petrol	Manual	620x410x480	28
engineAIR 9/50 10 Petrol	1121440117	Mobile	50	10	145	B5900B	1160	552	19.5	8,4	GX270	Petrol	Manual	1270x440x910	100
BI engineAIR 17/90 12 ES Diesel	1121440116	Stationary	90	12	174	AB998	900	765	27	17	LDW702	Diesel	Electric	1050x1000x1730	378


3 in 1

- Air compressor
- Power generator
- Diesel engine



Features:


- 90 L tank
- Filter reducer
- Control panel with electric starter
- Industrial filter for petrol engine
- Fuel tank 22 lt
- Electric battery for motor start
- Double hose reel:
 - a) 1x \varnothing 1/2 16 mt / b) 1x \varnothing 3/8 21 mt
- Three phase V. 400/50 (red) electric plug 6 kVA
- Mono phase V. 230/50 (blue) electric plug 2 kVA
- Soundproof cabinet



Features:

- Idling and speed regulation
- Two pressure gauges for vessel and working pressure
- Reliable aluminum pumps
- Regulator filter unit and lubricator
- Solid rubber wheels
- Handels can be moved in 'protective' position inside the van
- Low vibrations thanks to the specially designed base

Type	Code	Model								LxPxH					
			<i>l</i>	<i>bar</i>	<i>psi</i>	<i>Type</i>	<i>rpm</i>	<i>l/min</i>	<i>CFM</i>	<i>HP</i>	<i>Engine</i>	<i>Fuel</i>	<i>Start Type</i>	<i>mm</i>	<i>kg</i>
engineAIR 5/2,5 10 Petrol	1121440133	Hand	2,5	10	145	S15	3400	275	9.7	4,8	GP160	Petrol	Manual	620x410x480	28
engineAIR 5/4 10 Petrol	1121440134	Hand	4	10	145	S15	3400	275	9.7	4,8	GP160	Petrol	Manual	530x440x440	29
engineAIR 5/20 10 Petrol	1121440135	Mobile	20	10	145	S15	3400	275	9.7	4,8	GP160	Petrol	Manual	610x460x850	40
engineAIR 5/11+11 10 Petrol	1121440114	Mobile	11+11	10	145	PAT38A	1070	411	14.5	4,8	GX160	Petrol	Manual	1230x710x750	70
engineAIR 5/11+11R 10 Petrol	1121440115	Rollbar	11+11	10	145	PAT38A	1070	411	14.5	4,8	GP160	Petrol	Manual	1230x710x800	78
engineAIR 4/22 10 Petrol	1121440136	Mobile	22	10	145	PAT24A	1350	320	11.3	4,8	GP160	Petrol	Manual	740x470x850	54
engineAIR 5/24 10 Petrol	1121440137	Mobile	24	10	145	PAT38A	1070	411	14.5	4,8	GP160	Petrol	Manual	850x560x770	60
engineAIR 9/17+17 S 10 Petrol	1121440125	Mobile	17+17	10	145	B5900B	1160	552	19.5	8,4	GX270	Petrol	Manual	1480x760x850	107
engineAIR 5/50 10 Petrol	1121440110	Mobile	50	10	145	PAT38A	1070	411	14.5	4,8	GP160	Petrol	Manual	980x440x780	66
engineAIR 6/50 10 Petrol	1121440120	Mobile	50	10	145	B4900B	1280	454	16	5,8	GX200	Petrol	Manual	1270x440x880	88
engineAIR 9/50 10 Petrol	1121440117	Mobile	50	10	145	B5900B	1160	552	19.5	8,4	GX270	Petrol	Manual	1270x440x910	100
engineAIR 9/50 14 Petrol	1121440124	Mobile	50	14	203	B5900B	1100	524	18.5	8,4	GX270	Petrol	Manual	1270x440x910	100
engineAIR 4/100 10 Petrol	1121440138	Mobile	100	10	145	PAT24A	1350	320	11.3	4,8	GP160	Petrol	Manual	1110x520x940	70
engineAIR 5/100 10 Petrol	1121440112	Mobile	100	10	145	PAT38A	1070	411	14.5	4,8	GP160	Petrol	Manual	1110x520x940	72
engineAIR 5/200 10 Petrol	1121440113	Mobile	200	10	145	PAT38A	1070	411	14.5	4,8	GP160	Petrol	Manual	1510x600x1010	98
engineAIR 6/270 Diesel	1121440127	Mobile	270	10	145	B4900B	1325	470	16.6	7,1	KD350	Diesel	Manual	1540x630x1220	179
engineAIR 7/270 Diesel	1121440128	Mobile	270	10	145	B5900B	1135	541	19.1	7,1	KD350	Diesel	Manual	1540x630x1220	184
engineAIR 9/270 Petrol	1121440121	Mobile	270	10	145	B5900B	1160	552	19.5	8,4	GX270	Petrol	Manual	1540x630x1160	170
engineAir 10/270 14 ES Diesel	1121440129	Stationary	270	14	203	B6000B	1275	727	25.7	10,1	KD15-440	Diesel	Electric	1540x520x1140	198
engineAIR 11/270 14 ES Diesel	1121440130	Stationary	270	14	203	B7000	1115	1038	36.7	10,1	KD15-440	Diesel	Electric	1540x520x1140	208
BI engineAIR 10/270 14 ES Diesel	1121440131	Stationary	270	14	203	B4900B	1320	468	16.5	10,1	KD15-440	Diesel	Electric	1540x560x1180	253
BI engineAIR 11/270 14 ES Diesel	1121440132	Stationary	270	14	203	B6000B	1060	605	21.4	10,1	KD15-440	Diesel	Electric	1540x560x1180	257
engineAIR 12/270 10 ES Petrol	1121440119	Stationary	270	10	145	B6000B	1185	676	23.9	11,7	GX390	Petrol	Electric	1540x520x1080	185
engineAIR 12/270 14 ES Petrol	1121440122	Stationary	270	14	203	B6000B	1110	633	22.4	11,7	GX390	Petrol	Electric	1540x520x1080	185
engineAIR 12/270 S ES Petrol	1121440123	Stationary	270	14	203	B7000	1045	972	34.3	11,7	GX390	Petrol	Electric	1540x520x1130	195
BI engineAIR 17/90 12 ES Diesel	1121440116	Stationary	90	12	174	AB998	900	765	27	17	LDW702	Diesel	Electric	1050x1000x1730	378



engineAIR

www.my-engineair.com

The images are for illustrative purpose only