





Bravo Bollard

External Lighting



LED Bollard available in 2 sizes, for paths, parks and similar applications. Also available in wall mounted version (see separate leaflet).

Construction: Aluminium. IP65. IK06.

Lens: Tempered glass lens 3mm.

Installation: Flanged, with J-Bolt kit.

Finish: Light Grey Finish as standard. Anthracite Grey on request.

LED: Available in 26w LED. 4K as standard, 3K on request. 1 Beam or 4 Beam version available.

Driver: Internal LED Driver.

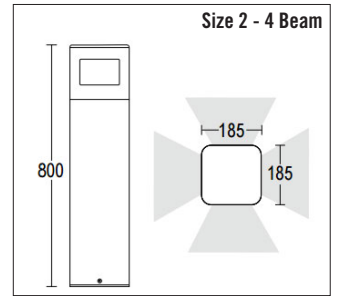
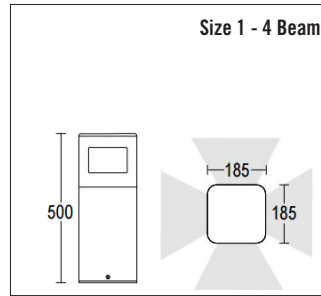
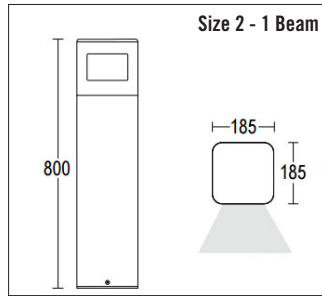
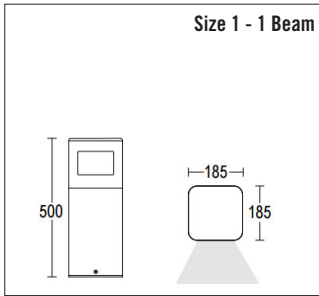
Options: DALI, RAL colours on request.

Product Compliance: EN 60598, CE.

BEAM OPTIONS



DIMENSIONS*



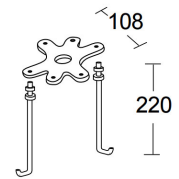
ORDERING CODE

Wattage	Type	Size	Code	Details	Lumens
26w	LED	1	G-1349.CHX.T	Bravo Bollard, 1 Beam, 4K	3530 lm
26w	LED	1	G-1352.CHX.T	Bravo Bollard, 4 Beam, 4K	3530 lm
26w	LED	2	G-1353.CHX.T	Bravo Bollard, 1 Beam, 4K	3530 lm
26w	LED	2	G-1356.CHX.T	Bravo Bollard, 4 Beam, 4K	3530 lm
-	-	-	G-123	J-Bolt Kit	

OPTIONS

3K: 3000K, Warm White
.05: Anthracite Grey Finish
.13: Light Grey Finish
DALI: DALI on request

J-Bolt Kit



*All Dimensions in mm.