



Yuasa Fiche de données techniques

Yuasa YBX5012 - Batteries SMF YBX5000 Silver Haute Performance

Performance

| | |
|---|------|
| Tension | 12V |
| Capacité (20 heures) | 54Ah |
| Performances en démarrage à froid (EN1) | 500A |

Dimensions

| | |
|----------|-------|
| Longueur | 207mm |
| Largeur | 175mm |
| Hauteur | 190mm |

Poids & Mesures

| | |
|------------------------|--------|
| Poids moyen avec acide | 13.4kg |
|------------------------|--------|



Caractéristiques du bac

| | |
|--------------------------------|--|
| Type de bac | L1 DIN |
| Système de fixation | B3 |
| Indicateur de l'état de charge | ✓ |
| Poignées | ✓ |
| Sortie(s) d'aération | ✓ |
| Type de couvercle | Double capot (anti-écoulement et sans entretien) |

Technologie

| | |
|---------------------------|-------------|
| Dispositif stop-flamme | ✓ |
| Technologie | Ca/Ca |
| Séparateur | PE |
| Test de retournement VDA | ✓ |
| Taux de charge recommandé | 4A |
| Performance Marking | W4-C2-V3-E1 |

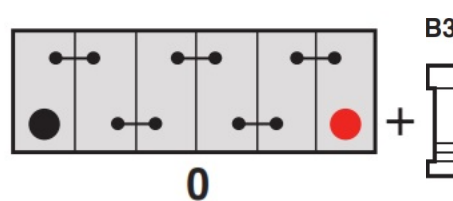
Type de bornes

T1

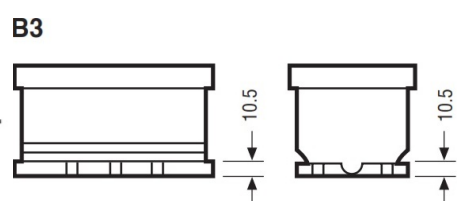
Standard DIN Post



Schéma de montage des éléments



Système de fixation de la batterie



Date de publication: 10/12/2020 - E&OE



Yuasa Technical Data Sheet

Yuasa YBX5012 - YBX5000 Silver High Performance SMF Batteries

Performance

| | |
|--------------------------|------|
| Voltage | 12V |
| Capacity (20-hour) | 54Ah |
| Cold Cranking Amps (EN1) | 500A |

Dimensions

| | |
|--------|-------|
| Length | 207mm |
| Width | 175mm |
| Height | 190mm |

Weights & Measures

| | |
|-----------------------|--------|
| Mean Weight with Acid | 13.4kg |
|-----------------------|--------|



Container Features

| | |
|---------------------------|----------------|
| Case Type | L1 DIN |
| Hold Down | B3 |
| State of Charge Indicator | ✓ |
| Handles | ✓ |
| End Venting | ✓ |
| Lid Type | SMF Double Lid |

Technology

| | |
|---------------------------|-------------|
| Flame Arrestor Technology | ✓ |
| Separator | Ca/Ca |
| VDA Roll Over Test | PE |
| Recommended Charge Rate | ✓ |
| Performance Marking | 4A |
| | W4-C2-V3-E1 |

Terminal Type

T1

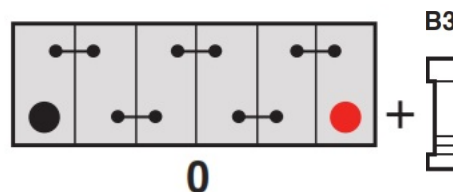
Standard DIN Post



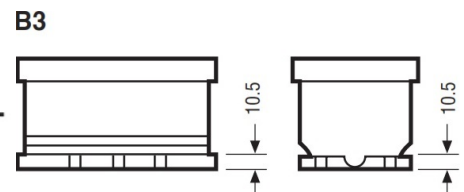
Positive Terminal

Negative Terminal

Cell Assembly Layout



Battery Hold-down



Data Sheet generated on 10/12/2020 - E&OE