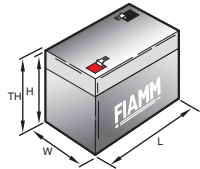


TP*: Terminal Position



- Faston
- Wire + Connector
- Bolt and Nut



Fig. 1



Fig. 2



Fig. 3



Fig. 4



Fig. 5



Fig. 6

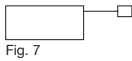


Fig. 7

Applications and Key Benefits

- + General purpose batteries, designed to achieve optimal performance and to protect from power disturbances
Ideal for:
 - Emergency lighting
 - Signaling
 - Security & alarm systems
 - UPS application
 - Leisure & toys
 - Minor traction & medical equipment
 - Renewable energy storage
- + 6V and 12V monoblocs
- + Optimized for discharge up to 20 hours
- + More than 5 years design life in float operation in temperature controlled environment
- + VRLA AGM and gas recombination technology with 99% internal recombination
- + Non-spillable and maintenance free
- + Non-hazardous for air/sea/rail/road transportation
- + 100% Recyclable

Model	VdS	Nominal voltage (V)	Capacity (Ah)				Weight (kg)	Dimensions (mm)				Temp. (°C)			TP*	Terminal Type
			Discharge 20 h rate 1.75V/cell	Discharge 10 h rate 1.75V/cell	Discharge 5 h rate 1.70V/cell	Discharge 1.5 h rate 1.60V/cell		L	W	H	TH*	Charge	Discharge	Storage		
FG10121		6	1.2	1.08	1.00	0.78	0.315	97	24	52	59	0 ÷ 40	-20 ÷ 50	-20 ÷ 50	5	Faston 4.8
FG10301	•	6	3.0	2.7	2.55	1.95	0.715	134	34	60	67				2	Faston 4.8
FG10381		6	3.8	2.88	2.72	2.08	0.710	66	33	118	125				3	Faston 4.8
FG10451		6	4.5	3.6	3.4	2.6	0.700	70	47	100	106				1	Faston 4.8
FG10721		6	7.2	6.3	5.95	4.55	1.225	151	34	94	100				3	Faston 4.8
FG11201/2	•	6	12	10.8	9.6	7.5	1.900	151	50	93	99				2	Faston 4.8 / 6.3
FG20086		12	0.8	0.72	0.63	0.53	0.350	96	25	62	62	0 ÷ 40	-20 ÷ 50	-20 ÷ 50	7	Wire+Connector
FG20121	•	12	1.2	1.06	0.98	0.8	0.630	97	49	51	57				4	Faston 4.8
FG20121A	•	12	1.2	1.08	1.0	0.78	0.600	97	43	52	59				4	Faston 4.8
FG20201	•	12	2.0	1.83	1.65	1.37	0.930	178	35	60	67				2	Faston 4.8
FG20271		12	2.7	2.43	2.25	1.76	1.130	79	56	99	105				3	Faston 4.8
FG20341		12	3.4	3.0	2.9	2.2	1.410	134	67	60	67				4	Faston 4.8
FG20451		12	4.5	4.1	3.8	3.0	1.580	90	70	101	107				3	Faston 4.8
FG20721/2	•	12	7.2	6.7	6.0	5.0	2.430	151	65	94	100				4	Faston 4.8 / 6.3
FG21201/2	•	12	12	11.3	10	8.4	3.730	151	98	95	100				4	Faston 4.8 / 6.3
FG21703	•	12	17	15.5	13.9	11.2	5.900	181	76	167	167				6	Flag Ø5.5
FG21803		12	18	16.9	15	12.7	5.900	181	76	167	167				6	Flag Ø5.5
FG22703	•	12	27	24.4	22.1	18.4	8.500	166	175	125	125				0 ÷ 40	-20 ÷ 50
FG24204	•	12	42	37.9	34.4	28.5	13.80	197	165	170	170	6	Flag Ø6.5			
FG27004	•	12	70	64.4	58.5	47.4	22.60	350	166	174	174	6	Flag Ø6.5			

*TH = total height including terminals

FG series

Constant Current discharge table (Amperes)

Final Voltage: 1.65 V/cell - Temperature: 25°C

Model	5 min	10 min	15 min	20 min	30 min	45 min	1 hour	2 hours	3 hours	5 hours	10 hours	20 hours
FG20451	14.4	10.1	7.61	6.13	4.33	3.15	2.50	1.50	1.10	0.74	0.42	0.23
FG20721	27.1	18.3	13.8	11.1	8.11	5.91	4.73	2.66	1.88	1.21	0.67	0.37
FG20722	30.1	21.2	16.2	12.8	9.13	6.41	4.97	2.67	1.88	1.21	0.67	0.37
FG21201/2	38	26.9	20.7	16.7	12.5	9.21	7.42	4.23	3.14	2.02	1.12	0.62
FG21803	58.3	39.3	29.7	24.1	17.9	13.3	10.8	6.28	4.61	3.06	1.7	0.93
FG22703	84.5	60.6	47.7	39.4	28.7	21.1	17.6	9.68	6.93	4.54	2.53	1.39
FG24204	146	101	76.5	62.7	46.9	34	26.7	14.6	10.5	6.97	3.87	2.16
FG27004	224	164	126	102	76.1	55.5	43.6	24.5	17.7	11.7	6.49	3.58

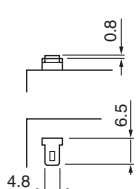
Constant Power discharge table (Watts per bloc)

Final Voltage: 1.65 V/cell - Temperature: 25°C

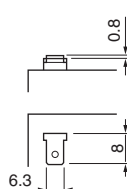
Model	5 min	10 min	15 min	20 min	30 min	45 min	1 hour	2 hours	3 hours	5 hours	10 hours	20 hours
FG20451	145	106	80.8	66.1	47.5	35.2	28.2	17.1	12.7	8.65	4.90	2.71
FG20721	272	189	146	119	88.8	65.9	53.3	30.5	21.7	14.1	7.84	4.34
FG20722	302	219	170	138	99.9	71.5	56.1	30.6	21.7	14.0	7.84	0.72
FG21201/2	382	278	218	179	137	103	83.8	48.4	36.2	23.4	13.1	7.23
FG21803	585	406	313	258	196	148	122	71.8	53.1	35.5	19.8	10.9
FG22703	848	626	503	423	314	235	199	111	79.9	52.7	29.4	16.3
FG24204	1469	1040	806	673	513	379	301	167	121	81	45.1	25.2
FG27004	2250	1688	1322	1100	833	619	492	281	204	136	75.6	41.8

Terminal Type

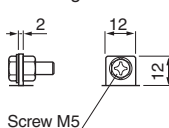
■ Faston 4.8



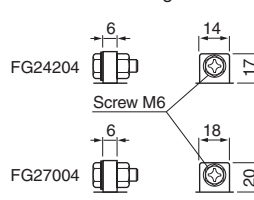
■ Faston 6.3



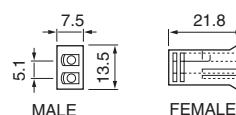
■ Flag Ø5.5



■ Flag Ø6.5



■ Wire+Connector



Technical Features

- **Grids:** gravity casted grids with high purity lead calcium tin alloy
- **Separators:** electrolyte fully absorbed in glass mat "AGM" separators with extremely high micro porosity
- **Terminal posts:** faston, wire+connector or flag depending on the model
- **Post seals:** high integrity post seal design prevents acid leakage over a wide temperature range
- **One-way safety valves** allow excess gas to escape when overcharging
- **Container and cover:** made of thick walled ABS plastics, designed for unsurpassed mechanical strength
- **Shelf life:** < 2% self-discharge per month at 20°C allows 6 months shelf life

Applicable Standards

- IEC 60896 Part 21 - VRLA methods of testing
- IEC 60896 Part 22 - VRLA requirements
- UL Recognized
- Eurobat "Standard Commercial" - 3-5 years

FIAMM Manufacturing

- ISO 9001 Quality Management System
- ISO 14001 Environmental Management System
- OHSAS 18001 - Workplace Safety & Health

FIAMM S.p.A.
Industrial Batteries
www.fiamm.com
email: info.standby@fiamm.com

FIAMM

Industrial Batteries