


ALFA CUTTER

Alfa cutters utilize interchangeable steel rule dies. A large selection of dies are available for all of your testing requirements. Dies can be configured to prepare any number and shape of test samples up to the maximum cutting area of the Alfa unit. The standard die is steel-ruled and mounted on a hard wood board. Steel-forged dies are also available for improved accuracy and durability. (Dies must be ordered separately).



MODEL 240-7B
Pneumatic Unit

Air operated, this cutter quickly prepares test samples of tissue paper, plastics, fabrics, rubber, heavy papers, cardboard and foils. The 240-7B delivers 7 tons of cutting pressure at the touch of a button. The design of the 240-7B allows for the easy loading of dies, with a maximum sample size of 10" x 10".

Cutting Size

Up to 254 mm x 254 mm

Net Weight

113 kg

Gross Weight

118 kg

Linear Inches/mm


1219.2 mm

Overall Dimensions

305 mm x 330 mm x 483 mm

Power

80 -110 psi (non-condensing air)



MODEL 240-10
Electro-Hydraulic Unit

The Electro-Hydraulic Alfa Cutter is capable of exerting 1000 PSI from the hydraulic system. It is ideal for preparing larger samples from heavier sheet materials. Dual test buttons are spaced to ensure maximum operator safety. The maximum sample size is 12" x 12".

Cutting Size

Up to 305 mm x 305 mm

Net Weight

135 kg

Gross Weight

161 kg

Linear Inches/mm

1219.2 mm

Overall Dimensions

736 mm x 394 mm x 584 mm



Power

110/115 VAC ±10% @ 60 Hz

220 VAC ±10% @ 50 Hz


220 VAC ±10% @ 60 Hz

ALFA DIES



Alfa dies are available for many configurations to meet a variety of standards for sample preparation and are available with or without welded corners.

- Geometric Samples (i.e. square or rectangle)
- Circular Samples
- Dog Bone or Dumbbell
- Custom Configurations (i.e. multiple samples)



Optional Accessories



Steel Die Wear Plate

Recommended for thin materials, such as plastic film, tissue, and thin papers. The plate will be installed if ordered with a new 240-7B Cutter.

Heavy Duty Stand

This stand and table top surface lines up perfectly with the cutting deck which allows the user to slide the material in and out of the cutter with ease.

Table dimensions

32" W x 24" D

Surface Height

35" H

