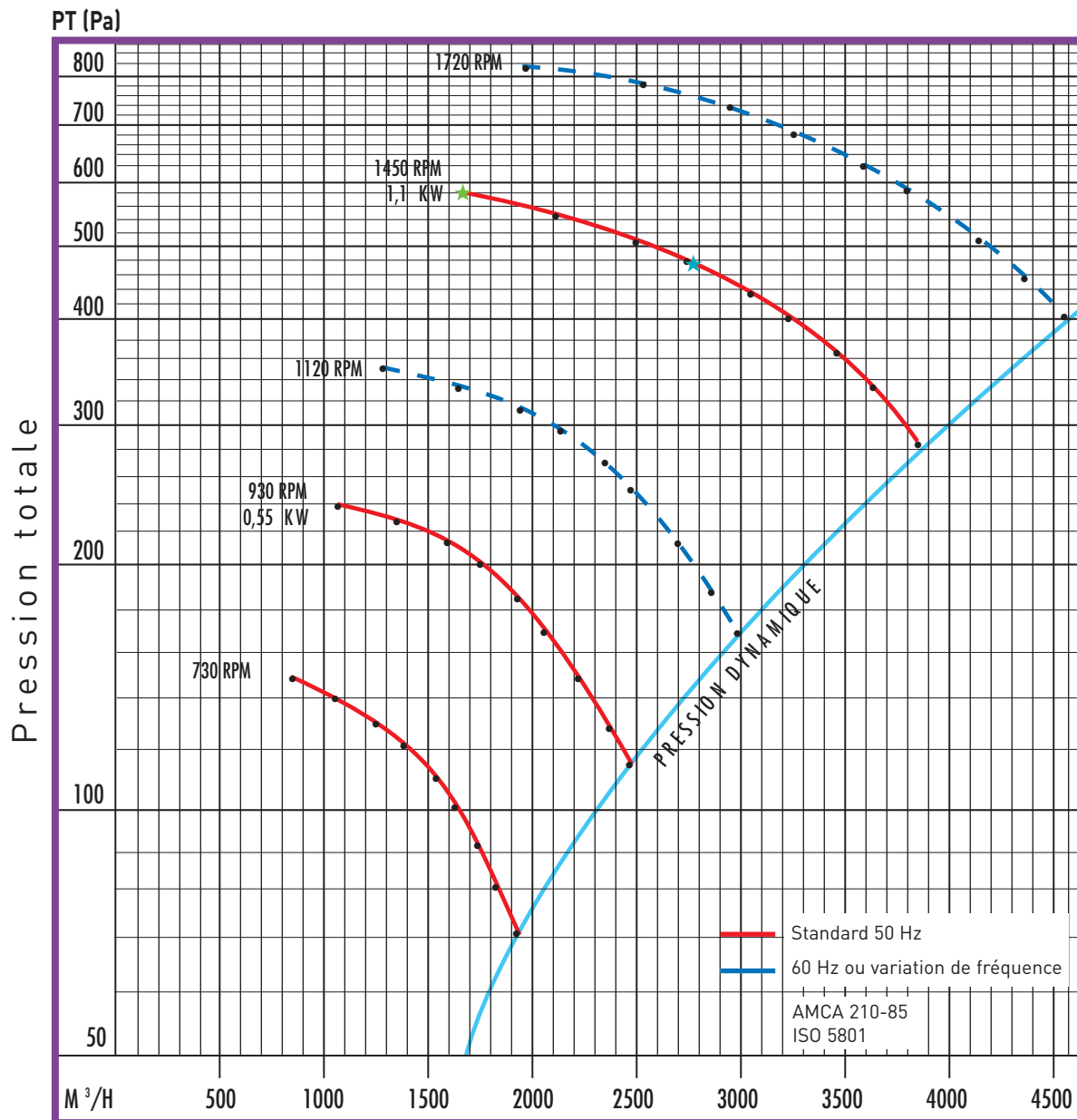
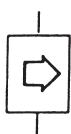


# JET 30



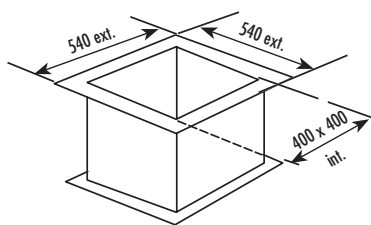
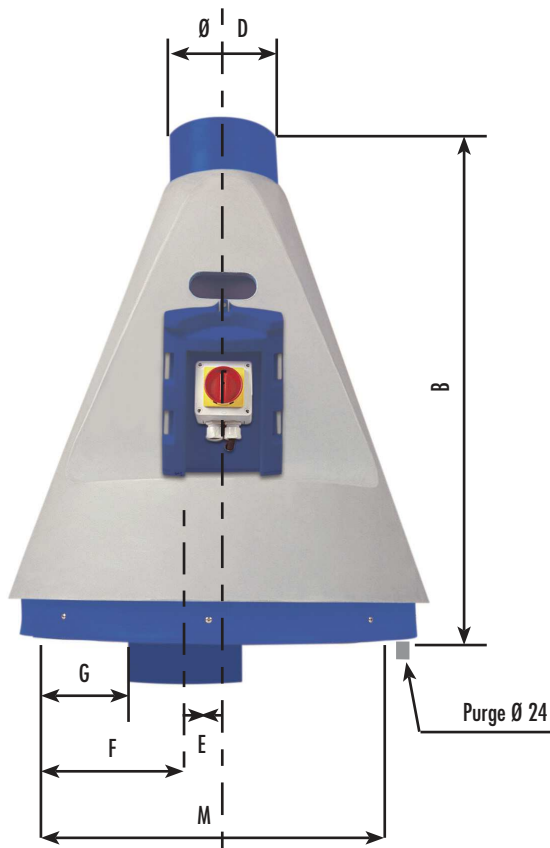
Niveau sonore en octave (dB)

Fréq. Octave Hz	1450 R.P.M. ★ 1595 m <sup>3</sup> /h	1450 R.P.M. ★ 2730 m <sup>3</sup> /h
125	79	87
250	78	81
500	77	80
1000	76	78
2000	72	74
4000	66	70

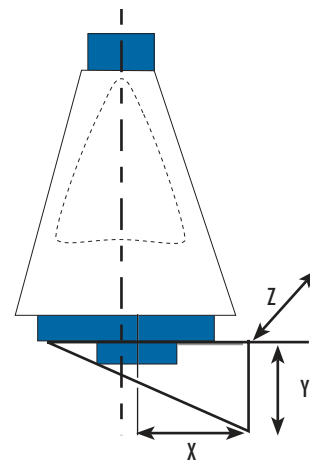


Type A  
Mesure champs libre

R.P.M.	LWA dB(A)
950	73,1
★ 1435	82,8



Relevé d'étanchéité non fourni



Option :  
Equerre - Fixation murale

Disponible  
en version **ATEX**

Dimensions (mm)											
A	B	Ø D	E	F	G	H	G'	X	Y	Z	M
880	1040	250	70	200	75	70	130	400	400	600	540-540 mm