

**BEDNAR**



OMEGA 00\_L, 00\_FL

Quality Crop Establishment under Any Conditions

**JOY**  
OF FARMING





## Why OMEGA?



“When designing the OMEGA seed drill, we put a lot of emphasis on a highly precise seed placement and perfect soil consolidation. These two basic objectives, together with the sufficient inter-space for growth, decide on the quality of the established crop with even emergence. Thanks to the coulter section, we managed to increase the quality of seedbed preparation enormously, especially in difficult conditions.”

Jan Bednář

**The OMEGA seed drills are reliable, versatile seed drills designed for establishing various crops in various conditions, both in relation to soil and moisture. The versatility of the OMEGA seed drill is a great benefit of the machine. Crop establishment is the basic building stone for a successful harvest. A balanced and vital stand with a good growth acceleration is something that every decent farmer wants. And it is what OMEGA provides.**

**The concept of the OMEGA seed drill can be described easily and simply:** it is an efficient seed drill that provides soil preparation, perfect material permeability, variable settings of all working parts with an excellent levelling and consolidation effect in front of two disc drill coulters, and precise seed placement thanks to the efficient, yet simple system of tracing drill coulters installed on a parallelogram. All of that comes with easy control and clear arrangement. This ensures quality seeding under any conditions.





## Why OMEGA?

### TECHNICAL ADVANTAGES

- **Frontpack** for levelling soil unevenness and for improving the profile
- **Hydraulic levelling bars – Crushbar** for levelling soil in front of the packers
- **Loosening disc section with 460 x 5 mm** discs for fine topsoil loosening
- **Additional inter-row fertilization** (OO\_FL model)
- **The pneumatic offset packer** improves the distribution of weight on soil and machine stability
- **The drill coulters installed on a parallelogram** ensure precise seed placement
- **Simple control and seeding amount calibration**
- **IsoBus connectivity**

### AGRONOMIC ADVANTAGES

- **A larger inter-growth space for the individual plants** thanks to the inter-row spacing of 12.5 cm (or 16.7 cm)
- **Precise seed placement** thanks to the **drill coulters installed on parallelogram (the PSP system)** with high down pressure, resulting in even emergence of seeds over the entire area of the field
- **Establishment of seeds** in minimum tillage technology, conventional technology, or direct planting in a stubble field
- **Planting various crops**, from small seeds to corn
- **Observance of agronomic deadlines** thanks to the high travel speed and high-capacity hoppers
- **Crop nutrition at the beginning of vegetation** thanks to additional fertilizer



### DEMONSTRATION OF WINTER WHEAT ESTABLISHMENT

OMEGA OO 6000 Ferti seed drill  
 Location: Panenské Břežany, Praha-východ  
 Operating speed: 14 km/h  
 Seeding depth: 3 cm  
 Seeding amount: 3.7 MKS/ha





## Why OMEGA?

### BENEFITS THAT MEAN SAVINGS

- **Quality soil processing in a single pass with precise crop establishment** thanks to the individual working parts of the machine that prepare the field for the quality work of the drill coulters that place seeds at a precisely set depth.
- **High operating speed:** ensure the observance of the agronomic deadlines for crop establishment. The high operating speed (13–15 km/h) is possible thanks to the perfect machine stability and a sophisticated seed batching system.
- **Possibility to work under difficult conditions:** the technical design of the OMEGA seed drill also allows working under extreme conditions related to high moisture, drought, or a high amount of crop residue on the surface.
- **Reduced number of passes:** the machine is capable of achieving a high quality of work during the first pass. In many cases, it is possible to omit one of the commonly performed field operations, usually done prior to seeding.

### USE OMEGA FOR

- **Establishing crops in minimum tillage technologies** with a higher amount of crop residue on the surface.
- **Establishing crops in conventional technology (tillage).** Seeding is possible directly into the rough furrow thanks to precise levelling and reverse soil consolidation.
- **Establishing crops with seeding directly into the stubble field** thanks to the two rows of discs.
- **Trouble-free crop establishment** in heavier and moister soils thanks to the option to deactivate working discs and to use working coulters—no clods. Increases quality of soil cultivation in dry conditions with concurrent use of discs and coulters.
- **Planting any seeds**, from poppy seeds to corn.
- **Quality crop establishment, even under very complicated conditions.** The OMEGA seed drill is also designed for highly rugged areas that require perfect tracing (the PSP system).



# OMEGA FL SEED DRILLS


the variability of application and new agronomic possibilities reflect the current needs



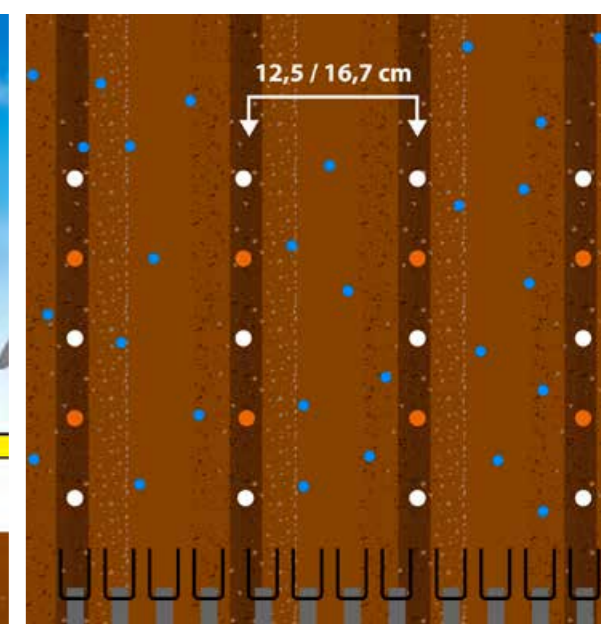
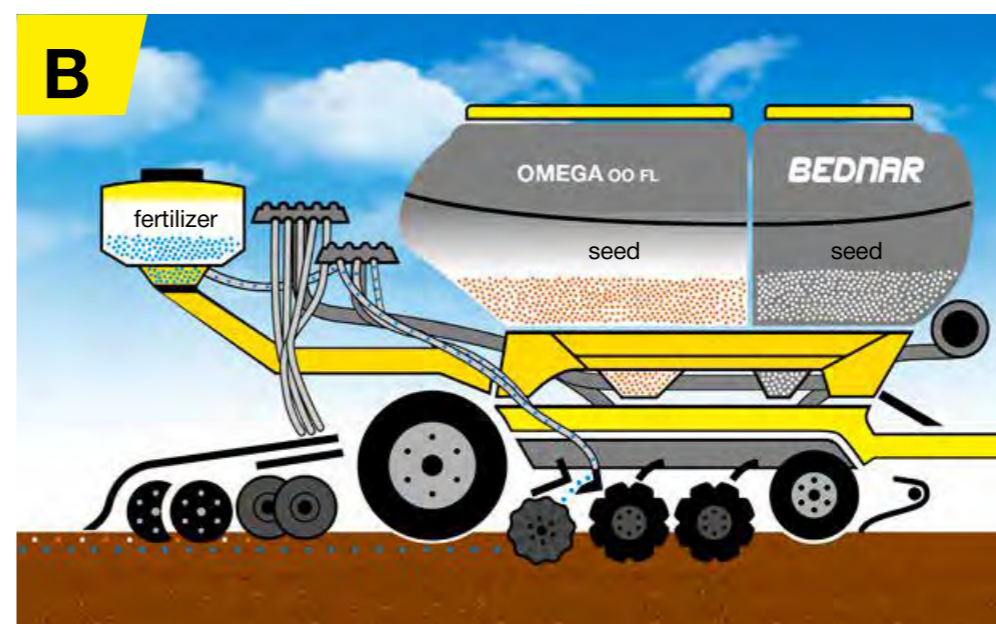
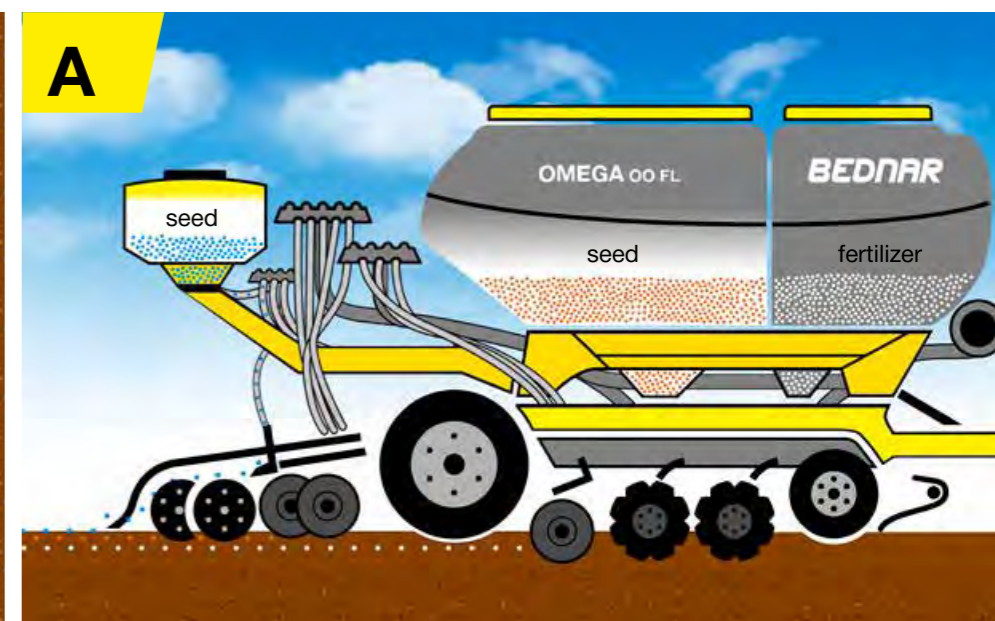
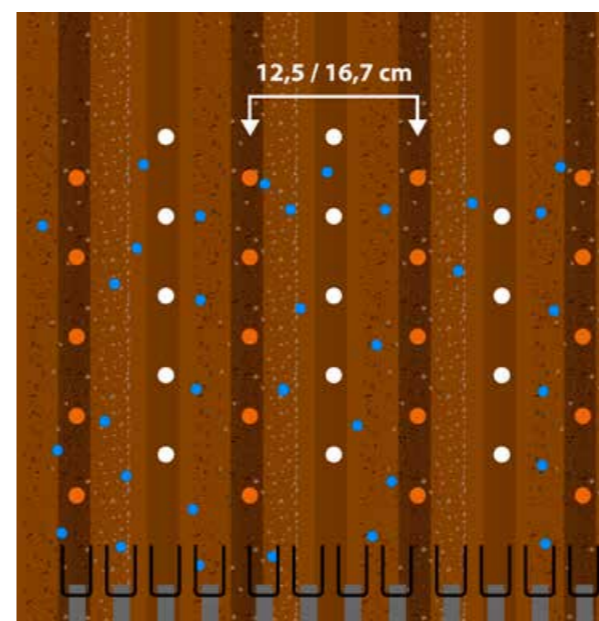
BEDNAR FMT started to develop the OMEGA seed drill series in 2011, more than eight years ago. The objective was clearly defined from the very beginning: to build a machine that would meet the requirements of the most demanding customers and that would move the current situation in the field of seeding technology forward.



The technical design gradually took shape and the user comfort of the machines increased. Based on the requirements of the professional public, the technical designers designed the OMEGA OO\_FL machine. Their efforts resulted in a universal seed drill with a light frame for disc soil cultivation and planting. It is a machine that expands the areas of possible application thanks to its sophisticated conception, thus allowing farmers to respond to the climate change, as well as to the changing requirements of modern farming.



At present, the requirements for crop establishment are developing dynamically and a lot of the current seeding technology can no longer respond to these trends fast enough. The development and availability of various navigation systems alone open a huge potential of numerous alternatives and combinations of seeding that the designers of the seed drills available on the market these days could not reckon with at the time of developing the machines.



In addition to the common all-area single-crop planting, the new OMEGA OO\_FL seed drill also provides additional fertilization with an inter-row spacing of 12.5 cm or 16.7 cm, both in the inter-row and by the Ferti and Grain system (mixed seeds and fertilizer). It is also easy to seed a single crop in a system with a larger inter-row spacing.



# New Agronomic Opportunities

## SOWING THE MAIN CROP TOGETHER WITH THE SECONDARY CROP IN ONE PASS


Secondary crops are crops that support the development of the main crop, either directly or indirectly. At the same time, their long term effect can improve the condition of the soil environment, increase the ratio of organic mass, and thus better work with the limiting factors of the crop, such as moisture and nutrition of the main crop.




Stand of breadseed poppy with spring barley as a secondary crop—early phase (planted in every other row by OMEGA OO\_FL)



Stand of breadseed poppy with spring barley as a secondary crop—later phase



Entry of water into the soil profile in a field without barley seeds as secondary crop



Entry of water into the soil profile in a field with barley seeds as secondary crop

When the seed drill is equipped with the additional ALFA seeding unit, it is possible to establish stands combined of up to three crops with the possibility to use drill coulters for seeding, or to do a target seed dispersal, either broad or in strips.

The expert public is starting to demand catch crop establishment in a wide-row culture as it helps to fight erosion, increases the number of harvests on an area unit, or increases the limit load of the field for the autumn harvest for practical reasons.



Mixture of wheat and peas—seeded every other line



Mixture of grass and rye—seeded every other line + clover seeded everywhere



Winter rape seeded into double row after TERRASTRIP soil preparation and fertiliser placement together with vetch intercrop seeded between double rows



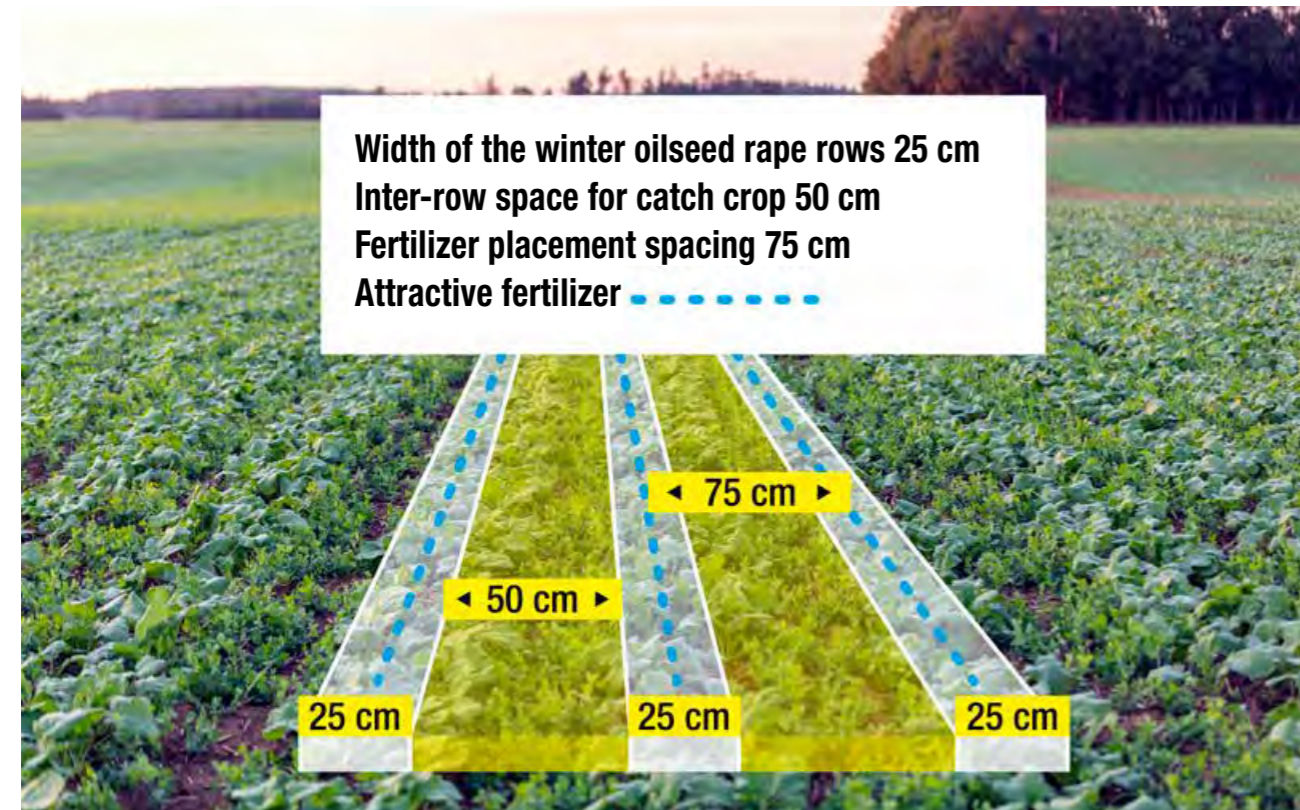
Mixture of mustard and phacelia seeded in 25 cm rows—in one operation sown clover in 12,5 rows—every 75 cm omitted two lines of clover for spring maize seeding



# New Agronomic Opportunities



The double-row seeding technology is an interesting alternative for establishing the winter oilseed rape stands. This technology is based on two basic steps. The first procedure is deep cultivation with the placement of attractive fertilizer into the soil profile, using combination of FERTI-CART FC 3500 and TERRASTRIP ZN 8/75 machines. It is a chisel plough designed for strip-till soil cultivation with working parts spaced at 75 cm.



Weeding can be a significant intensifying factor of the whole technology, especially when done using a weeding machine with the option of additional fertilizer or strip spraying. Reducing the total amount of chemical substances is another important benefit of the technology as it is only possible to treat the stand with herbicides by strip spraying on one third of the area.



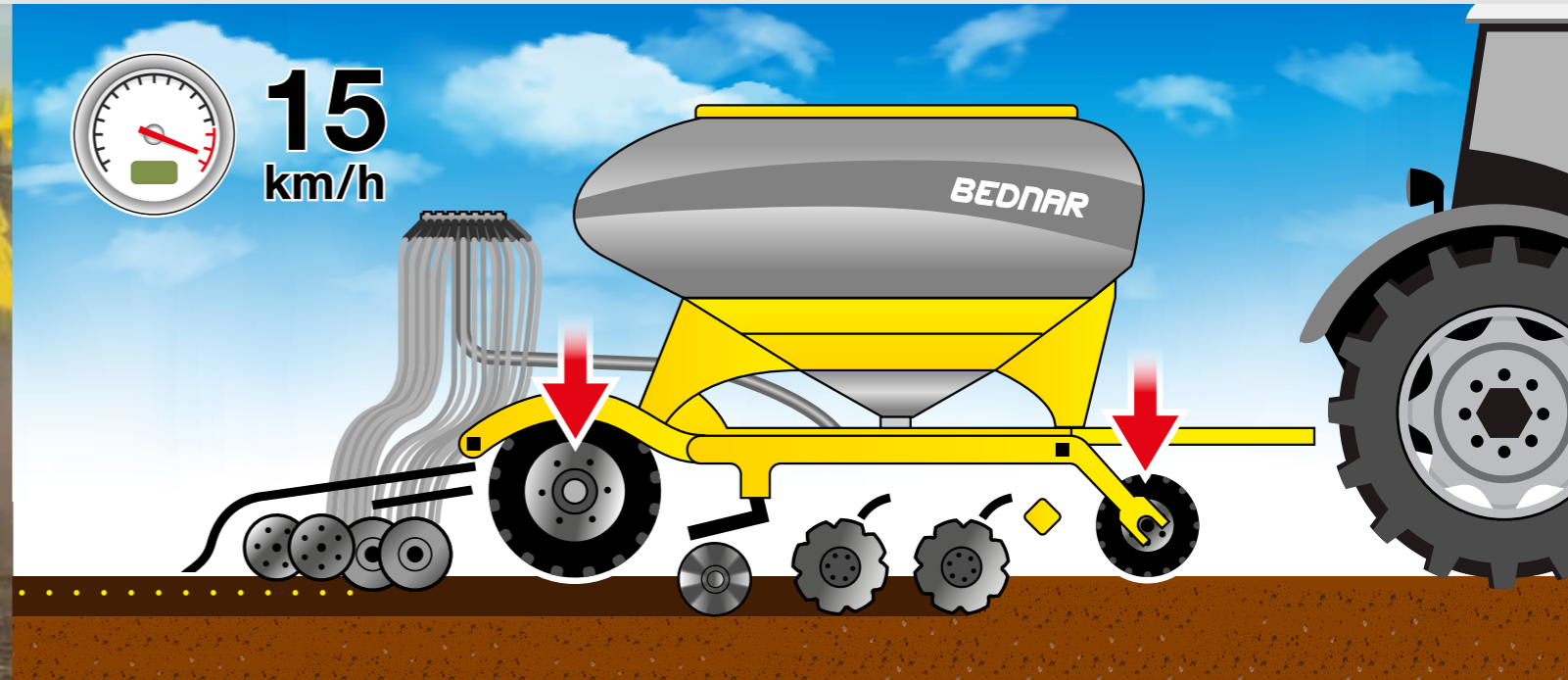
Because it is a two-level technology, it is better to be used on heavier soils where the systems of soil cultivation with concurrent seeding have to deal with a significant clod formation and thus low quality crop establishment, which especially in dry summers prevents achieving a satisfying result.



The soil cultivation using BEDNAR technology is provided by a disc section and alternatively by a coulters section using the OMEGA seed drill.



# Important Working Parts



## THE FLATNESS OF THE SURFACE IS THE BASIC PREREQUISITE FOR A SUCCESSFULLY ESTABLISHED STAND

Perfect soil levelling in front of the drill coulters is an important part of seeding. Soil has to be levelled before the transport rubber-tyred packer, especially when farming medium-heavy or heavier types of soil. The flat surface in front of the rubber-tyred packer can be created by: the front levelling Crushbar or the Frontpack, and now also by combining the front Crushbar with the Frontpack!



### CRUSHBAR

Crushbar is a front, hydraulically-controlled levelling paddle bar that levels of any unevenness and prepares soil for the following working parts. It is mounted in front of the disc section.



### FRONTPACK

The Frontpack, a rubber-tyred packer, perfectly levels soil, including any rough furrows. Moreover, it keeps the machine on one level. The Frontpack is made of tyres with a diameter of 710 mm.

The Frontpack keeps the whole machine perfectly level. The seed drill works on the Frontpack and transport rubber-tyred packer. That makes the machine maximally stable and improves soil levelling and consolidation. The quality of seed placement is high quality thanks to the work with both packers.



The Frontpack is also very good for placing seeds in a higher quantity of the crop residue that stays on the surface after the maize. The packer presses the crop residue into the ground, thus significantly improving material permeability through the seed drill.



The Frontpack also works very well when seeding into a rough furrow.



# Important Working Parts



## HYDRAULICALLY ADJUSTABLE DRAWBAR

Increases the comfort of lifting and lowering the machine at headlands. The hydraulically adjustable tiller also allows the machine to be connected to various types of tractor linkage.



## THE MAINTENANCE-FREE DISC WORKING SECTION ENSURES A HIGH QUALITY SOIL CULTIVATION BEFORE THE SEED PLACEMENT

The OMEGA seed drills are equipped with two rows of discs. The discs cut and mix crop residue with soil and prepare the topsoil so that the soil is properly aerated before reverse consolidation and precise seed placement. The discs also have a positive effect on levelling the field. The individual discs are placed independently and work on maintenance-free bearings.



## HYDRAULIC CONTROL OF THE DISC SECTION

The disc working sections are hydraulically adjustable with the possibility to work with discs completely disengaged.



## MASSIVE TRACK CULTIVATION

The new generation of the OMEGA machines is equipped with massive adjustable tractor track cultivators.



# Important Working Parts



## A-DISCS: A NEW LABOUR-QUALITY DIMENSION

A specifically shaped disc with a diameter of 460 mm and a wall thickness of 5 mm with a substantially higher cutting and mixing effect when compared with standard cutting discs. A-discs have a large number of edges along the circumference to make incorporation of crop residue easier. It is very efficient in cutting crop residue thanks to the sharp edges. Moreover, the profiled shape allows to get more soil up than standard notched discs. Each time the disc emerges, it takes soil and brings it towards the plant mulch where it is mixed. The result is excellent.



## TWIN-DISC PROVIDES BETTER PERMEABILITY

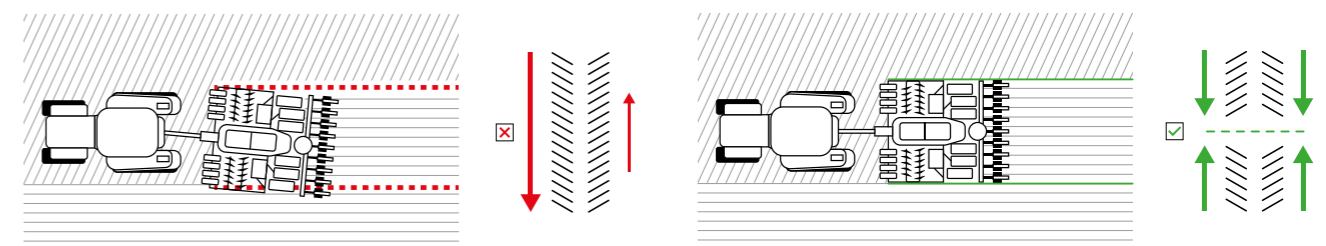
The discs work in pairs on one tine. Thanks to this solution, the distance between the individual disc arms is longer (49 cm). That means more space for material permeability through the machine. The seed drill can work smoothly, even though there is a larger quantity of crop residue on the surface.

## X-PRECISE—PRECISE TRACK

The precise tractor track guidance is very important as it is something that a lot of larger seed drills with disc cultivation lack, causing “drifting” (the machine moves outside the tractor tracks). The first row of the discs processes soil in a way that does not give enough support to the second row in the soil profile. This causes the machine to move out of the tractor tracks. The disc thus cover soil that has already been processed and do not work according to the GPS entry.

## X-PRECISE IS THE SOLUTION

The OMEGA seed drills have disc sections arranged in the shape of X. This arrangement balances the forces and the seed drill follows the tractor tracks or navigation precisely. You do not need to spend hours adjusting the seed drill—X-precise is the solution.





# Important Working Parts



## SEED DRILL FOR HEAVIER SOILS—CROP ESTABLISHMENT HAS ITS DIFFICULTIES

If you farm on medium-heavy or heavier soils, then you will definitely appreciate the possibility to equip the seed drill with a profi coulters section. Thanks to this equipment, based on leading farmers' experience, you will achieve optimal soil structure, even in heavier soil types, without forming any "tongues" and other parts that are created by the disc section. When you leave the disc section lifted and only work with the profi coulters, you will achieve a loosened topsoil without any formation and loosening of wet particles. On the other hand, you can use both discs and profi coulters in the dry season.

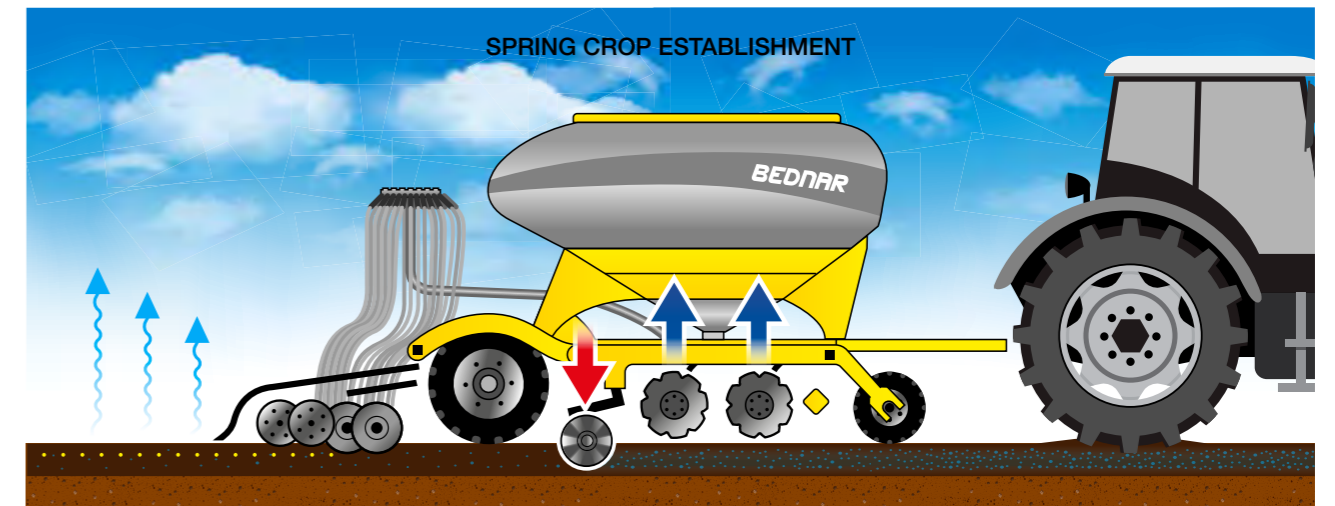


The soggy clods that are formed by the disc section in spring, usually in heavier soils, are not processed by the rubber-tyred packer. The seed drills cannot place the seeds well. The spring crop emergence is thus affected negatively!




This results in uneven emergence. The clods (soil tongues and so on) formed by the front rows of discs in heavier soils make it impossible to place seeds well in the soil profile, and thus worsen emergence.


## The PROFI COULTER WORKING SECTION solves the issue of large soil particles



The OMEGA OO seed drill can work with the discs completely disengaged in spring. The discs create undesirable soil parts in heavier soil in spring. The PROFI coulters can do the disc work, i.e. warming up, aeration of the topsoil. This results in a high-quality established crop with excellent and uniform emergence rate in the whole plot of land.



In summer, the intense work of the front working discs is very important. The discs aerate soil, cut up the crop residue and mix it with soil. The profi coulters increase the disc efficiency! They process clods after the discs, cut up and press the remaining crop residue back into the soil. This results in a high-quality established stand with excellent and uniform emergence rate in the whole plot of land.



### PROFI COULTERS BEHIND THE DISC SECTION

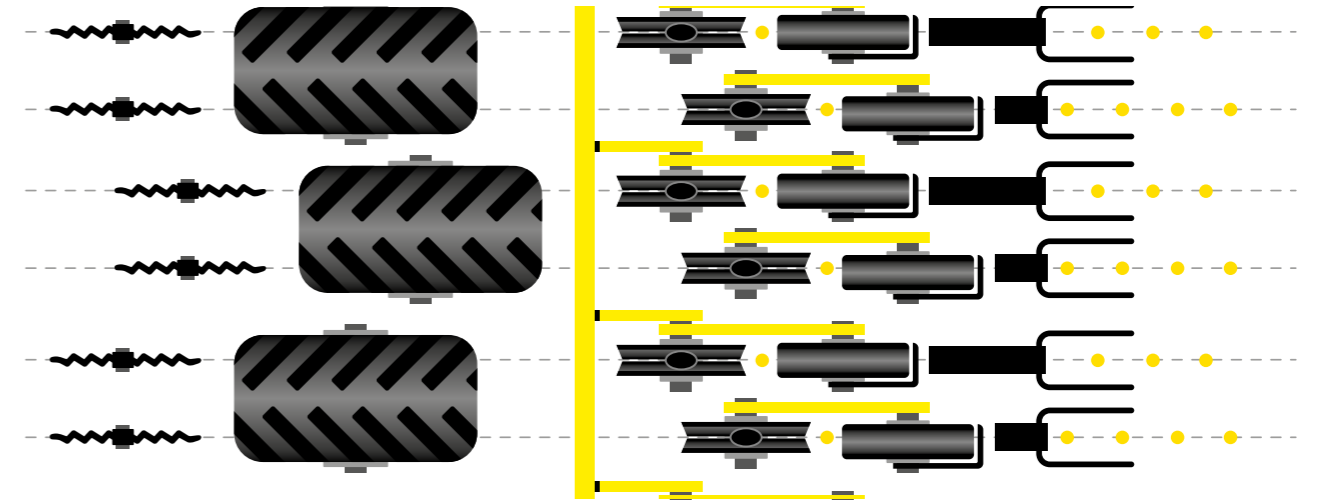
**Independently-mounted coulters** with a self-cleaning effect.

**The coulters are hydraulically controlled.** Therefore, the operator can respond quickly to the current conditions.

**Important equipment of the seed drills** for heavier soils.



# Important Working Parts



The independently mounted coulters work in the same line as the rear drill coulters.

## THE OMEGA SEED DRILL IS CAPABLE OF ESTABLISHING CROP DIRECTLY IN THE STUBBLE FIELD OR IN THE CATCH CROP\*

The OMEGA seed drills can be equipped with turbo coulters. Turbo coulters are sharp discs mounted behind the disc section. These coulters work in the same line as the rear drill coulters. The function of the turbo coulters is to cut the plant mulch and soil. Then, the drill coulters place the seeds precisely in the same line. Such a prepared seedbed is ideal for the emergence of the newly planted crop.



### TURBO COULTERS BEHIND THE DISC SECTION

Important equipment of the seed drills for seeding directly in the stubble field or in the catch crop.

\* The OMEGA seed drill is a conventional sowing machine, not a direct sowing machine



# Important Working Parts



## SOIL CONSOLIDATION BEFORE SEEDING

The large (a diameter of 900 mm) and wide wheels (425 mm) mounted in the offset system under the hopper create perfect soil compaction and levelling and provide a smooth and stable passage of the entire machine in the field and on the road. It is easy to replace the wheel in case of a defect! The wheels are mounted separately!

The offset arrangement of the wheels increases the soil and crop residue permeability, which reduces the rolling resistance and thus reduces the need for tensile force.

There are rubber blocks between the wheels for spreading the ridges formed between the wheels.



## SQUARE TYRE DESIGN

The rear packer tyres have a perfect square profile that guarantees an even soil consolidation along the entire tyre width.

The profile with the grooved design crushes clods and creates a fine soil structure.

## THE WHOLE RUBBER-TYRED PACKER WORKS AT HEADLAND

The experience has shown that it is important that the whole rubber-tyred packer works at headland, including the parts on the side working wings. When only a part of the packer (wheels) work, then the wheels create tracks at headland and undesirable soil compaction.



“I like that the seed drill really levels the soil before planting. The levelling paddle bar does a lot of work. You cannot really see that here because the soil is too dry now. But where the soil is moister, it nicely crushes and levels the clods. I use all the working sections for soil cultivation and I am pleased with the result. I drive without navigation at a speed of 15 km/h and I use markers that show me the precise track.”

Ondřej Sigl, machine operator

„Bratraců Veverkových“ Farming and Trade Cooperative  
Živanice, district of Pardubice, Czech Republic  
1 471 ha  
OMEGA OO 6000L



# Important Working Parts



## PRESSURIZED HOPPERS FOR ALL OMEGA MODELS

The first generation of the OMEGA machines had unpressurized hoppers. BEDNAR decided to only offer pressurized hoppers to the farmers after carefully testing the pressurized and unpressurized hoppers. WHY?

Main advantages of pressurized systems (hoppers):

- 1) It is not necessary to reduce the air pressure in the piping below the seeding mechanism to the level of atmospheric pressure—this is done by a diffuser in the unpressurized system, which is always a narrowed pipeline that reduces the air flow and thus decreases the maximum quantity of seeds (fertilizer) that can be “blown”. Therefore, it is possible to batch higher quantities with more precision!
- 2) It is not necessary to deal with the effect of changes on the arrangement of the air system for batching—e.g. closing a half of the ducts when seeding in every other row (winter oilseed rape) etc.—the low-pressure system (unpressurized hopper) is very sensitive to this, and for example, seeding in every other row can cause inaccurate batching (the pressure below the seeding mechanism changes).



# Machine Control and Settings

## SIMPLE CONTROL INCLUDING ISOBUS

The OMEGA seed drill can be controlled via the ISOBUS system. If the tractor is not equipped with an ISOBUS system, the machine can be controlled using the following terminals:



### ME Basic Terminal

- A cost-effective alternative for seed drill, FertiBox or FertiCart control.
- Easy and quick installation of the terminal in the tractor cabin.
- The functions are controlled by buttons on both sides of the display.
- The terminal is equipped with a colour display, 5.7" diagonal, which displays all the information in a well-arranged manner.
- It is equipped with Tractor-ECU that allows getting data directly from the tractor.
- The Basic terminal supports a lot of functions for precise farming, such as SECTION-CONTROL, TRACK-Leader and other.\*
- To make life easier for the operator, the BASIC terminal can be expanded with a series of accessories, such as cameras etc.\*



### ME TOUCH 800 Terminal

- Terminal with the latest touch technology.
- The terminal is equipped with a dual touch TFT display, 8" diagonal.
- The touch film is installed behind the protective glass and makes this terminal suitable for the rough work in farming.
- This solution allows the display to show the "main window" and the "heading window" at the same time thanks to the high resolution.
- The TOUCH 800 terminal supports the functions of precise farming, such as SECTION-CONTROL, TRACK-Leader, FieldNAv (easy navigation of the machine to the field)\*.
- To make life easier for the operator, the TOUCH 800 terminal can be expanded with a series of accessories, such as cameras etc.\*



### ME TOUCH 1200 Terminal

- It can be used both vertically or horizontally, according to the customer's requirements.
- Terminal with the latest touch technology, with a display of 12.1".
- Up to five applications at the same time (no other terminal provides this).
- The touch film is installed behind the protective glass and makes this terminal suitable for the rough work in farming.
- It is equipped with Tractor-ECU that allows getting data directly from the tractor.
- The TOUCH 1200 terminal supports the functions of precise farming such as SECTION-CONTROL, TRACK-Leader, TRACK-Leader AUTO\*.
- To make life easier for the operator, the TOUCH 800 terminal can be expanded with a series of accessories, such as cameras etc.\*

\* Some functions are provided for an extra charge and they may also require additional equipment. If interested, contact your dealer.



## EFFICIENT AND PRECISE METERING MECHANISM

The metering mechanism of the OMEGA seed drills is made of stainless steel and driven by an electromotor, equipped with a radar sensor or ISOBUS signal directly from the tractor.

The metering system is able to batch the seeding amount very precisely in a range from 0.6 to 350 kg/ha. The system is equipped with a discharging slide for perfect emptying of the hopper. This slide is also for easy replacement of the seed roller.

A fluffer is part of the metering system for better seed permeability.




## SEEDING ROLLERS

The basic equipment of the OMEGA seed drills includes two types of seeding rollers (one type for fine seeds such as oilseed rape, one type for the cereals).

The extended BEDNAR offer includes a total of 14 seeding rollers from 7 cm<sup>3</sup> to 790 cm<sup>3</sup>.



# Machine Control and Settings



## UNIQUE DISTRIBUTION HEAD

The unique distribution head allows to switch off (close) a half of the ducts from the head. There are three options:

- 1) All the ducts are open—seeding along the entire width
- 2) Odd ducts are open and even ducts are closed—seeding with one half of the drill coulters
- 3) Even ducts are open and odd ducts are closed—seeding with the other half of the drill coulters

The distribution head control is electronic.

Possibilities of use:

- 1) Switching off half of the width
- 2) Seeding in every other row – every other drill coulters places seeds



## EASY AND COMFORTABLE CALIBRATION WITH HOPPER DISCHARGE

The calibration is performed in the back part of the seed drill (behind the drill coulters) where the distribution from the seeding mechanism leads. It is very comfortable and well-accessible for the operator.

You can also comfortably empty any unused seeds from the hopper back into the big bags in the back of the machine.





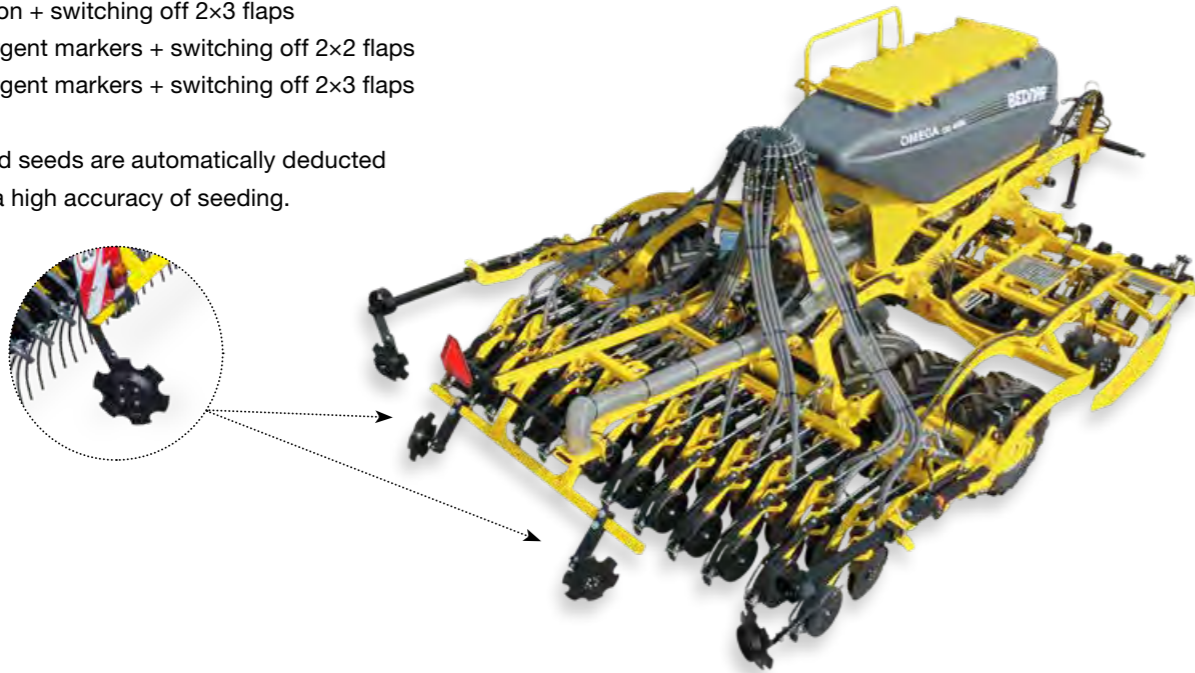
# Machine Control and Settings

## PRE-EMERGENT MARKERS

Several options for marking rail tracks can be configured in OMEGA machines according to your needs for the use of navigation and sprayers:

- Navigation + switching off 2x2 flaps
- Navigation + switching off 2x3 flaps
- Preemergent markers + switching off 2x2 flaps
- Preemergent markers + switching off 2x3 flaps

Any unused seeds are automatically deducted to ensure a high accuracy of seeding.



In cases of work without navigation, it is possible to equip the OMEGA seed drill with side, hydraulically-controlled markers.

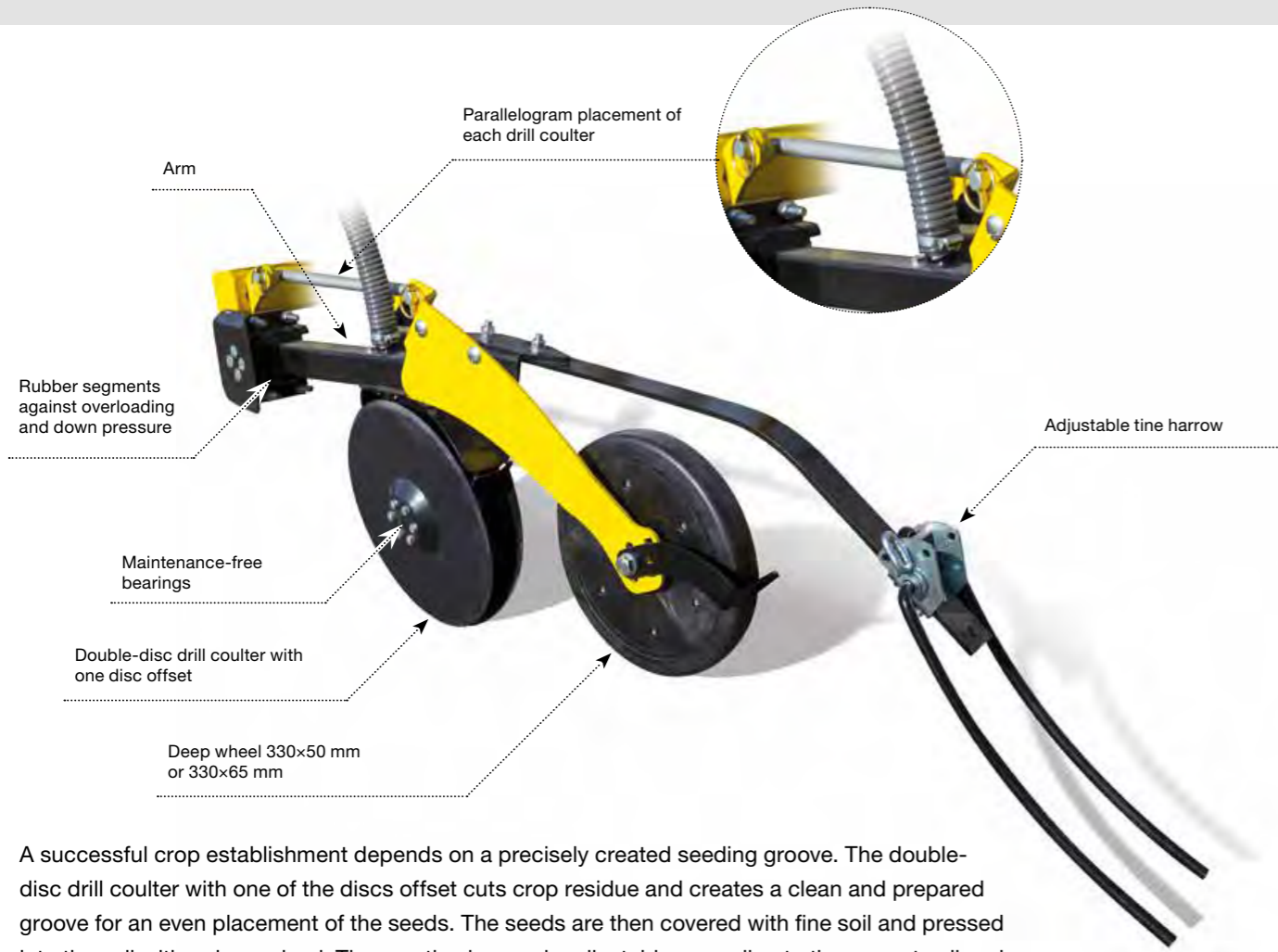
“We are now interested in using the catch crop. That was one of the main reasons why we decided to purchase the OMEGA OO 8000 L seed drill, equipped with the ALFA DRILL 400 seeding unit. Other reasons included the eight-metre-width of the machine with the Frontpack that evenly distributes the machine weight and the working sections for soil cultivation. The configuration of our machine lets us seed directly into the tilled soil, as well as into a perfectly prepared seedbed. That’s what we like, as well as seeding at least 80 hectares per day.”

Václav Richter, Agronomist

Žichlínek Farming and Trade Cooperative  
 Žichlínek, district of Ústí nad Orlicí, Czech Republic  
 6 300 ha  
 OMEGA OO 8000L



# Precise seed placement



A successful crop establishment depends on a precisely created seeding groove. The double-disc drill coulters with one of the discs offset cuts crop residue and creates a clean and prepared groove for an even placement of the seeds. The seeds are then covered with fine soil and pressed into the soil with a deep wheel. The rear tine harrow is adjustable according to the current soil and moisture conditions. The leveller creates an optimal soil structure for seed germination.



## DRILL COULTER DOWN PRESSURE

The down pressure of the drill coulters can be set using hydraulic cylinders. The down pressure can be set at up to 130 kg.



## CENTRAL SEEDING DEPTH SETTINGS


The central seeding depth settings can be done very easily using a ratchet mechanism



Inter-row spacing of 12.5 cm for majority of the stubble cultivation with a higher ratio of cereals in the seeding procedure. Possibility to plant winter oilseed rape in every other row with an inter-row spacing of 25 cm, or every two rows with a spacing of 37.5 cm.



Inter-row spacing of 16.7 cm for stubble cultivation with higher precipitation or an unusually large amount of crop residue on the surface.

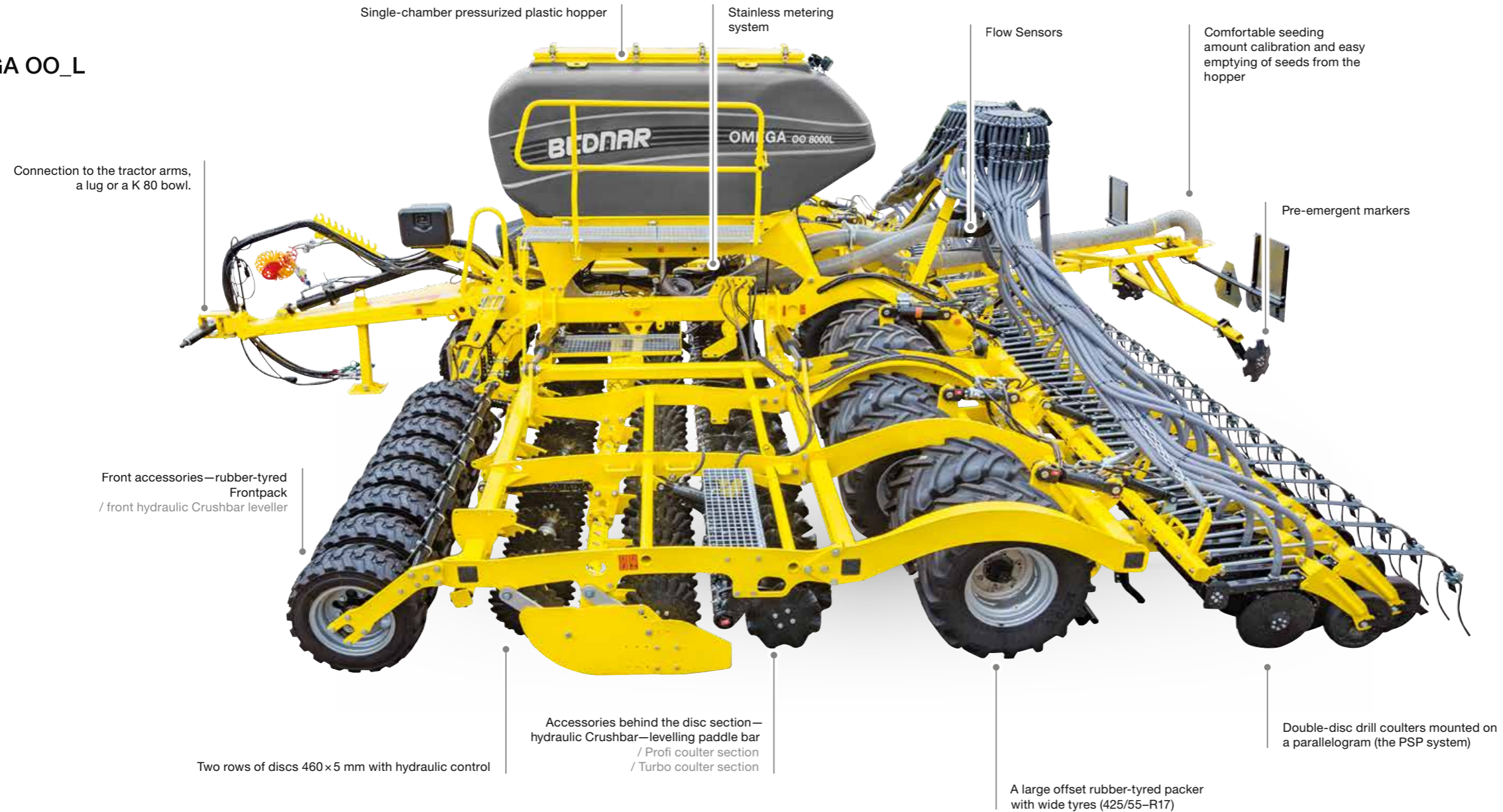


“When designing the OMEGA seed drill, inter-row spacing was one of the main issues for us. When talking with leading farmers, in a majority of cases we agreed on a distance of 12.5 cm. This was based on years of experience and on the possibility of comparing the distance of 12.5 cm with a wider inter-row spacing. At 12.5 cm, grain crops usually germinate better.”  
Ladislav Bednář



# Basic Description

## OMEGA OO\_L



### MAIN CHARACTERISTICS OF THE BEDNAR OMEGA OO\_L MODEL

- A robust seed drill prepared for highly demanding conditions. Robust main and side frames.
- Working discs with a diameter of 460×5 mm, capable of processing larger quantities of crop residue. Disc sections arranged in the shape of X.
- Very good material permeability through the seed drill thanks to the larger distances between the individual working parts.
- Excellent consolidation effect thanks to the weight and width of the packer tyres.
- Excellent for working in heavier soils thanks to the option to only use the coulters section in spring. The front disc section does not work, only the coulters.
- Perfect surface tracing thanks to drill coulters installed on a parallelogram – the PSP system.
- ISOBUS connectivity, simple and easy control.

### THE OMEGA OO\_L SEED DRILL IS RECOMMENDED FOR THE MORE DEMANDING CONDITIONS OF HEAVIER SOILS

Variability that allows working in heavier soils using only the coulters section—warming up and aerating soil without creating sticky soil parts that are usually made by the front discs: this is a great advantage of the OMEGA OO model with a direct effect on the spring crops.

The coulters section behind the discs has also been proved to work in dry conditions. The coulters substantially increase the quality of seedbed cultivation.



# Basic Models

OMEGA OO 3000 L



OMEGA OO 4000 L



OMEGA OO 6000 L



OMEGA OO 8000 L



OMEGA OO\_L


		OO 3000 L	OO 4000 L	OO 6000 L	8000 L
Working width	m	3	4	6	8
Transport width	m	3	3	3	3
Transport length*	m	7,4	8,5	8,5	8,9
Inter-row distance	cm	12,5/16,7	12,5/16,7	12,5/16,7	12,5/16,7
Number of discs	pcs	24	32	48	64
Disc spacing	cm	25	25	25	25
Disc diameter	cm	46	46	46	46
Hopper capacity	l	2,800	2,800	3,500	4,000
Total weight*	kg	3,030–4,600	4,250–6,600	6,350–8,860	8,500–12,800
Recommended output**	HP	100–150	100–170	160–250	300–400

\* acc. to the equipment \*\* depends on soil conditions



# Basic Description

## OMEGA OO\_FL



### MAIN CHARACTERISTICS OF THE BEDNAR OMEGA OO\_L MODEL

- A robust seed drill prepared for highly demanding conditions. Robust main and side frames.
- Working discs with a diameter of 460 x 5 mm, capable of processing larger quantities of crop residue.
- Very good material permeability through the seed drill thanks to the larger distances between the individual working parts.
- Excellent consolidation effect thanks to the weight and width of the packer tyres.
- Excellent precision in fertilizer batching, even in higher amounts, thanks to the pressurized hopper. The fertilizer is placed by the coulters in the inter-rows.
- Perfect surface tracing thanks to drill coulters installed on a parallelogram – the PSP system.
- ISOBUS connectivity, simple and easy control.

OMEGA OO\_FL is a robust seed drill capable of precise seeding and fertilizer application. OMEGA OO\_FL is recommended for demanding conditions with a large ratio of spring crop in the seeding procedure (inter-row spacing of 12.5 cm or 16.7 cm). The crops established in spring respond to precise inter-row fertilization very positively. It substantially increases

the crop growth acceleration and the overall vitality of the plants. Precise fertilizer batching is important, provided by the pressurized hopper which is capable of precise, as well as high batches of the fertilizer thanks to the positive pressure.



# Basic Models

OMEGA OO 4000 FL



OMEGA OO 6000 FL



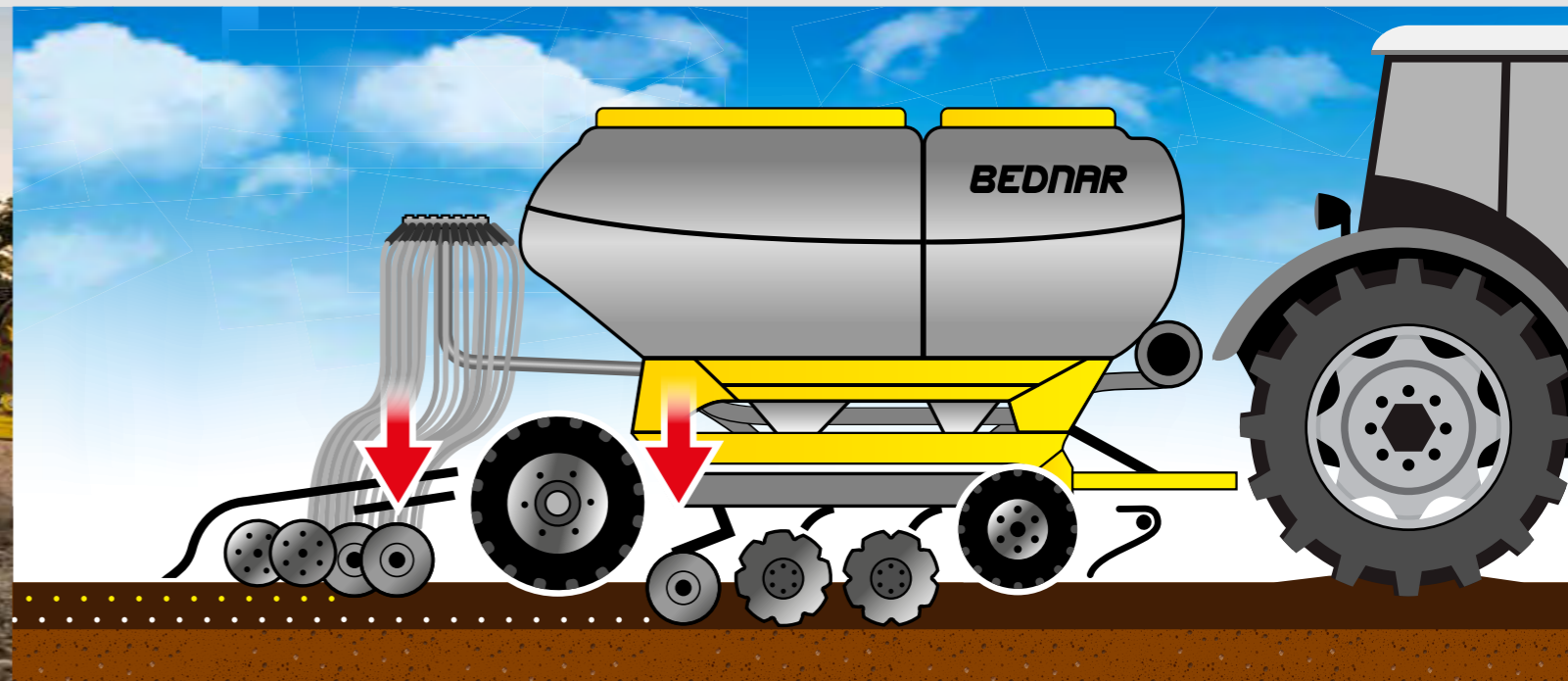
OMEGA OO\_FL

		OO 4000 FL	OO 6000 FL
Working width	m	4	6
Transport width	m	3	3
Transport length*	m	9.2	9.2
Inter-row distance	cm	12.5/16.7	12.5/16.7
Number of discs	pcs	32	48
Disc spacing	cm	25	25
Disc diameter	cm	46	46
Hopper capacity (ratio)	l	4000 (50:50)	5000 (40:60)
Total weight*	kg	5300–7600	7700–9600
Recommended output**	HP	130–180	200–280

\* acc. to the equipment \*\* depends on soil conditions



# Seed Drill with Additional Fertilization



## PRECISE BATCHING THANKS TO THE PRESSURIZED HOPPER

The OMEGA OO\_FL seed drills have large-capacity double-chamber hoppers with positive pressure, created by closing the hopper. This technical solution increases the quality of fertilizer batching precision by multiple times, even for higher batches at higher working speed of up to 350 kg of fertilizer per hectare at a working speed of 14 km/h.

Other advantages:

- Stainless seeding/fertilizer metering system.
- The fertilizer batch and the seeding amount are independent of one another.
- The whole machine can be controlled using one terminal (ME TOUCH 1200).



## DOUBLE-CHAMBER HOPPER

Dvoukomorový zásobník Omegy OO 6000 FL je rozdělen v poměru 40:60, s možností výběru 60 osivo : 40 hnojivo nebo 60 hnojivo : 40 osivo. Zásobník je možné využít také ze 100 % na osivo například pro založení porostu ozimů.

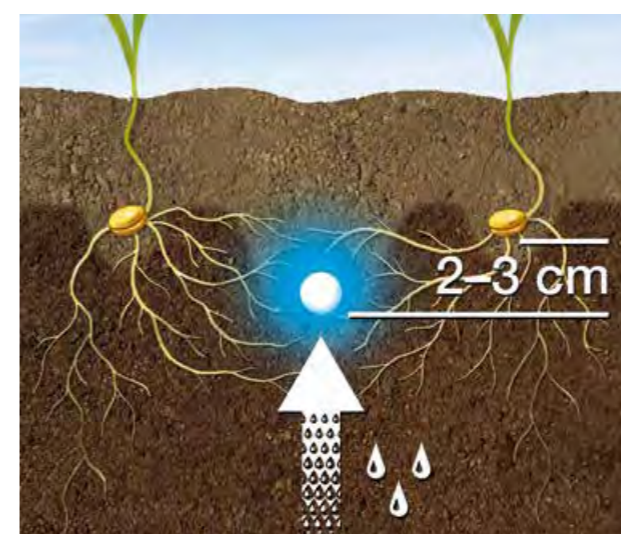


## INTER-ROW FERTILIZER APPLICATION

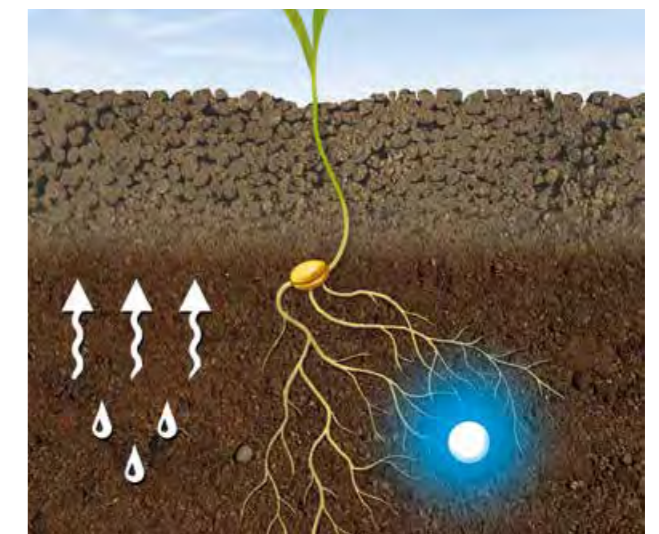
The fertilizer is dispensed from the pressurized hopper via stainless dispenser to the application coulters (a diameter of 380 mm). The depth of fertilizer placement is adjustable. The coulters are designed in a way that makes them highly passable, with a spacing of 25 cm (12.5 inter-row spacing of seeds) and 33 cm (16.7 cm inter-row spacing of seeds).

## ADVANTAGES OF COMBINED SEEDING (SEEDS + FERTILIZER)

- Demonstrably higher yield of spring crops.
- Reduced number of passes (seeding and fertilization are done at the same time).
- More efficient use of nitrogen.
- Quick start of the growth and thus shading weeds.
- Precise fertilizer placement in the space where it is quickly used by the crop roots.



The inter-row fertilizer placement at a depth of 2-3 cm below the seeds allow the roots to absorb the nutrients faster without getting burnt.



The deeper placement provides access to water even in case the topsoil dries up, which provides the plant roots an easy access to the nutrients.



# Seed Drill with Additional Fertilization



## COMBINED MIX FERTILIZATION—SEEDS & FERTILIZER

The seeds and fertilizer are dispensed from two different hoppers. The seeds and the fertilizer are mixed in the pneumatic supply line.

Unlike placing the nutrients in the inter-rows, this method of fertilizer application lets the emerging plants to absorb nutrients through the roots immediately. Such a fertilizer placement allows the plants to absorb it faster than other methods provide, which is especially useful in spring crops.

In case of additional fertilization applied with the seeds (the MIX system), the OMEGA OO\_FL seed drills can be equipped with profi coulters or turbo coulters.



PROFI COULTERS



TURBO COULTERS

“We have tried machines by various manufacturers in our conditions. However, none of those machines had such a cultivation variability as the OMEGA seed drill has. We chose the Frontpack instead of the levelling paddle bar because we always prepare soil before seeding and the rubber-tyred packer is thus more suitable for our technology. Moreover, it distributes the weight of the machine better. We manage to seed our fields with the seed drill in time and in a better quality. That was one of our main requirements when choosing the seed drill, in addition to reducing the operation costs and easy operation.”

Pavel Czvalinga, Agronomist

ZEMET spol. s.r.o. in Tečovice, Czech Republic  
2 100 ha  
OMEGA OO 6000 L



# I did maximum for more yield this year

## soil cultivation



**STRIEGEL-PRO**  
Harrows



**SWIFTERDISC**  
Disc Cultivators



**ATLAS**  
Disc Cultivators




**SWIFTER**  
Seedbed Cultivators



**FENIX**  
Versatile Cultivators



**TERRALAND**  
Chisel Ploughs



**CUTTERPACK**  
Trailed Packers



**PRESSPACK**  
Trailed Packers



**TERRALAND DO**  
Combined Chisel Plough

## seeding and fertilizing



**OMEGA**  
Seed Drills



**FERTI-BOX**  
Hopper for Fertilizer



**ALFA DRILL**  
Seed Hopper

## inter-row cultivation mulching



**ROW-MASTER**  
Inter-row Cultivator



**MULCHER**  
Rotary Cutters

**BEDNAR FMT, s. r. o.**  
Lohenicka 607  
190 17 Praha-Vinor  
Czech Republic



Your Authorized Dealer



EUROPEAN UNION  
European Regional Development Fund  
Operational Programme Enterprise  
and Innovations for Competitiveness



\* M A 0 0 0 3 5 3 \*

info@bednarfmt.com  
www.bednar-machinery.com