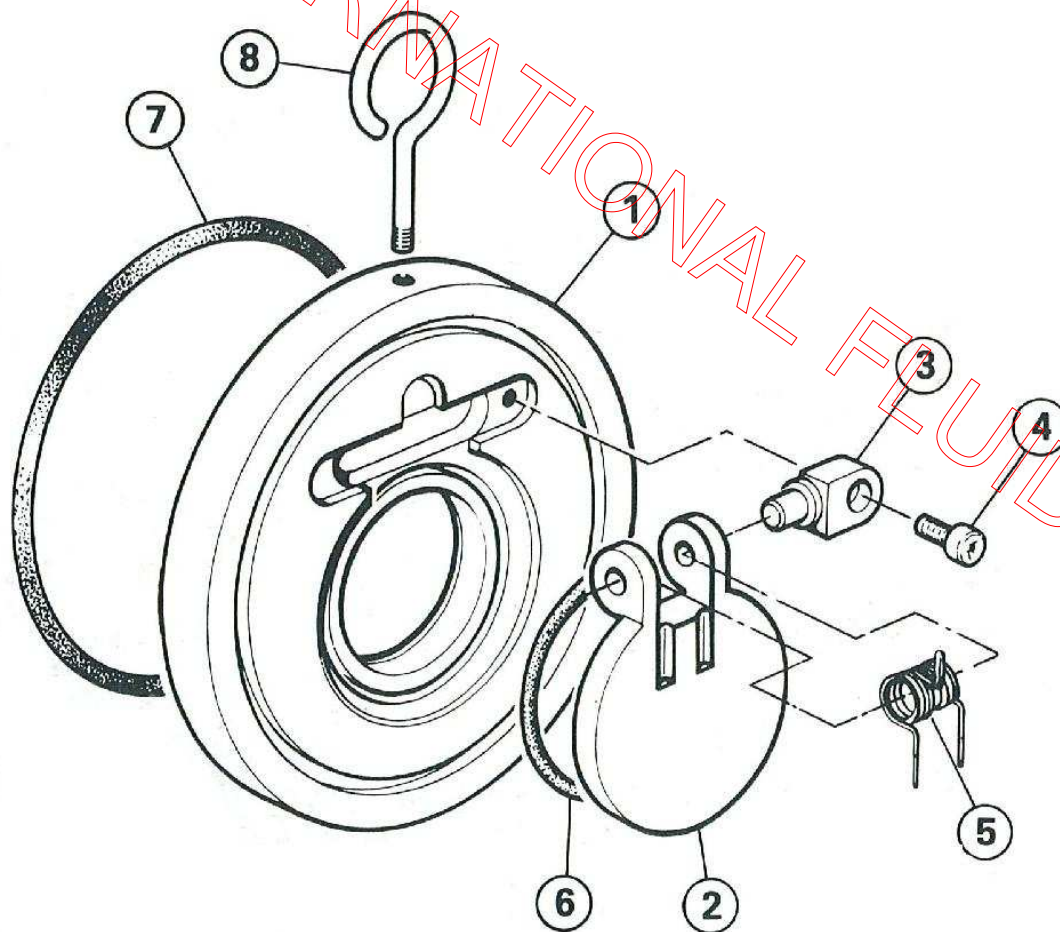


CLAPET SIMPLE BATTANT
WAFER – SPRING CHECK
3115

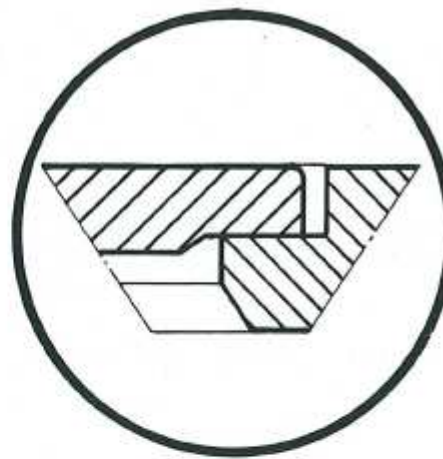
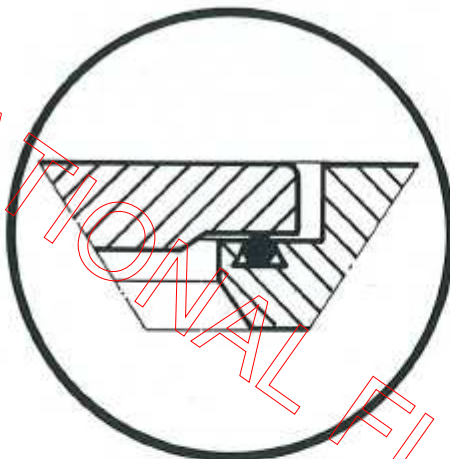
NOMENCLATURE



N°	QTÉ	DESIGNATION
1	1	CORPS
2	1	BATTANT
3	2	PAVE D'AXE
4	2	VIS DE PAVE
5	1	RESSORT
6	1	JOINT DE SIEGE
7	2	JOINT DE BRIDE
8	1	ANNEAU DE LEVAGE

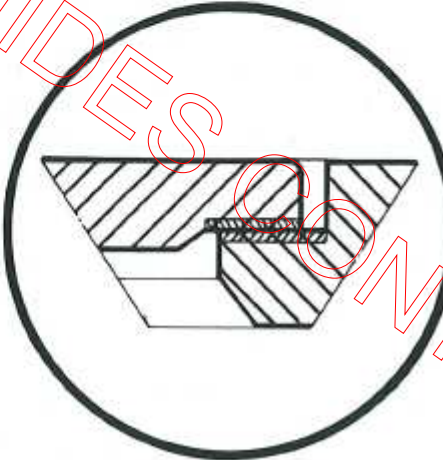
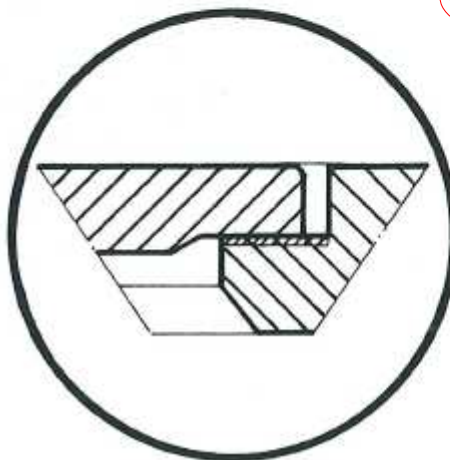
ÉTANCHEITES DE SIEGE

JOINT TORIQUE LOGE DANS LE
CORPS



METAL/METAL

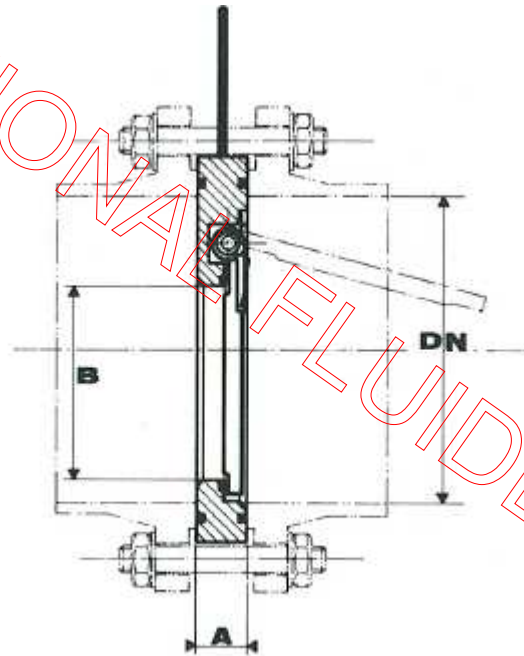
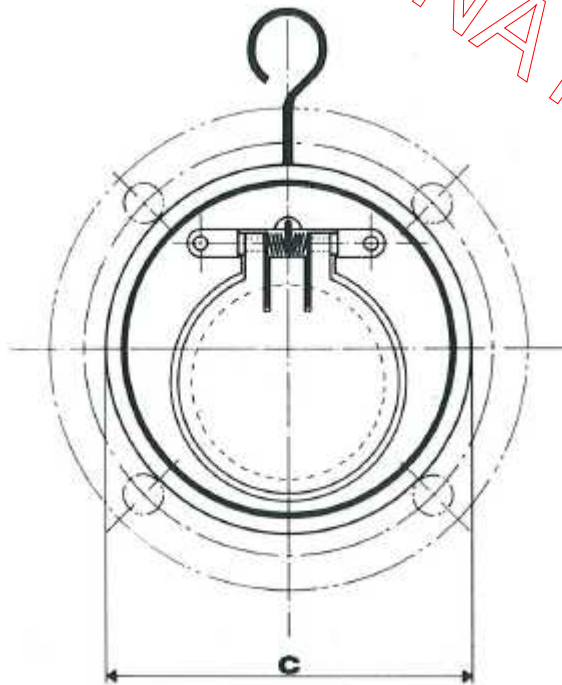
METAL/METAL AVEC APPOINT DE
STELLITE SUR LE CORPS



METAL/METAL AVEC APPOINT DE
STELLITE SUR LE CORPS ET LE BATTANT

CLAPET SIMPLE BATTANT
WAFER – SPRING CHECK
3115

COTES D'ENCOMBREMENT



DN	DIMENSIONS						
	A	B	C				
			PN10	PN16	PN25	ANSI 150Lbs	ANSI 300Lbs
40	16	20	94	94	94	82	94
50	16	25	109	109	109	105	111
65	16	38	129	129	129	124	130
80	16	46	144	144	144	137	149
100	16	71	164	164	170	175	178
125	16	95	195	195	196	197	216
150	19	114	221	221	226	222	248
200	28	140	276	276	286	279	308
250	32	188	330	331	343	340	362
300	38	216	380	386	403	410	422
350	38	263	440	446	460	451	489
400	48	305	491	498	517	514	540
450	48	356	541	558	567	549	597
500	58	406	596	620	627	606	653