



6000 Kg



5700x2300x2700



27 m



18 m



Radio Remote Control

With large display, to drive crane and tracks



1.500 Kg Winch

Hydraulic Winch
1.500 Kg 125 mt
rope lenght

Grabber Manipulator

Hydraulic grabber manipulator
for pipes and beams



Three Different JIB

- 1.500 Kg Hydraulic JIB
- 1.500 Kg Lattice JIB
- 3.500 Kg Searcher Hook JIB
- Hook & Pulley Mode



360°
Rotation



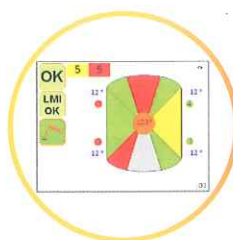
Panoramic
Roof Cabin

Tools Box



Electronic LMI

- Load and moment indicator
- Plug & Play
- Diagnostic troubleshooting
- Large display
- Full safety respect EN13000



Extendable Tracks

Independent extendable
tracks to increase stability

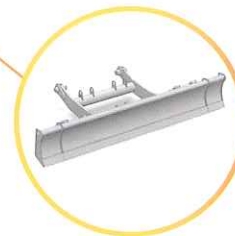


External Electrical Power Pack

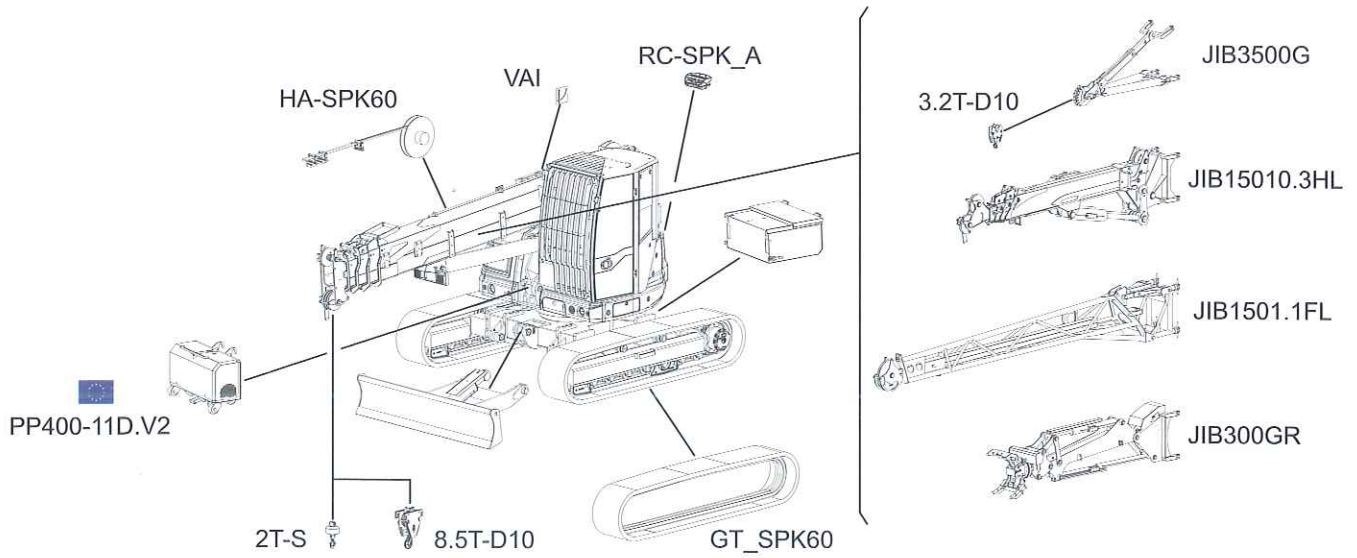
Removable external Power Pack
for indoors works

Dozer Blade

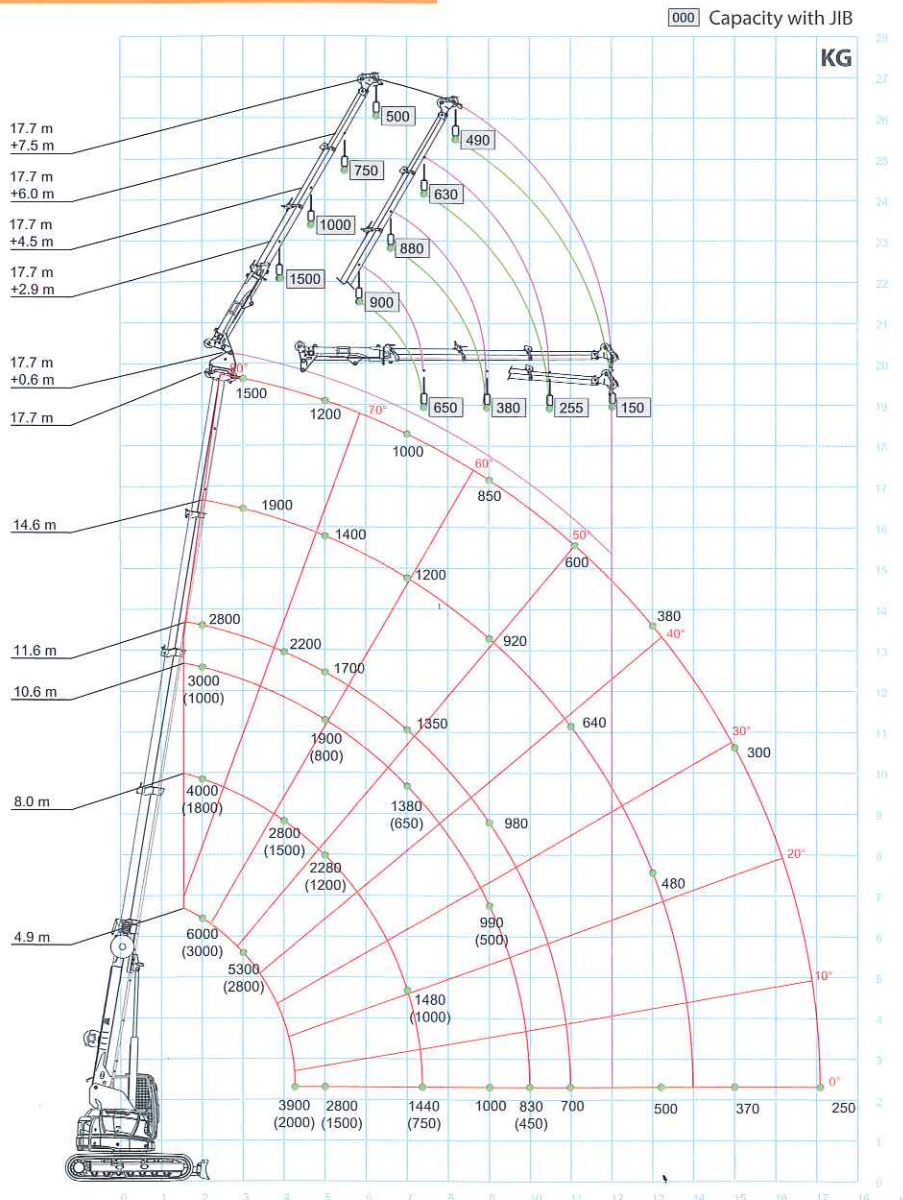
Max leveling in a 10° slope



Crane Options



Load Chart



Technical Info

 L x W x H	5700x2300x2700 mm	
	kg	
 SPK60	9.500	
 /	3.000	
 8T-D10	60	
 JIB1501.3HL	480	
	1,6/3,3 Km/h	
	30°	
	1500 kg 125 m - Ø 10 mm 30-55 m/min	
	YANMAR 4TNV98CT-VPR 3.300cc/TURBO	kW 53,7kW 73Hp