



Yuasa Fiche de données techniques

Yuasa YBX1630 - Super Heavy Duty Battery

Performance

Tension	12V
Capacité (20 heures)	143Ah
Performances en démarrage à froid (EN1)	900A

Dimensions

Longueur	513mm
Largeur	189mm
Hauteur	223mm



Poids & Mesures

Poids moyen avec acide	37.6kg
------------------------	--------

Caractéristiques du bac

Type de bac	DIN A
Schéma de montage	3
Système de fixation	B3
Poignées	✓
Type de couvercle	Raised Plug

Technologie

Technologie	Sb/Ca
Taux de charge recommandé	7A
Performance Marking	W2-C2-V2-E1

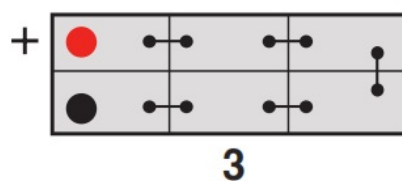
Type de bornes

T1

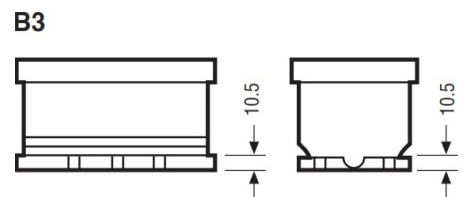
Standard DIN Post



Schéma de montage des éléments



Système de fixation de la batterie



Date de publication: 10/12/2020 - E&OE



Yuasa Technical Data Sheet

Yuasa YBX1630 - Super Heavy Duty Battery

Performance

Voltage	12V
Capacity (20-hour)	143Ah
Cold Cranking Amps (EN1)	900A

Dimensions

Length	513mm
Width	189mm
Height	223mm



Weights & Measures

Mean Weight with Acid	37.6kg
-----------------------	--------

Container Features

Case Type	DIN A
Cell Layout	3
Hold Down	B3
Handles	✓
Lid Type	Raised Plug

Technology

Technology	Sb/Ca
Recommended Charge Rate	7A
Performance Marking	W2-C2-V2-E1

Terminal Type

T1

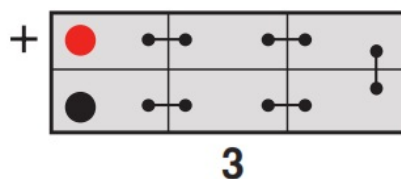
Standard DIN Post



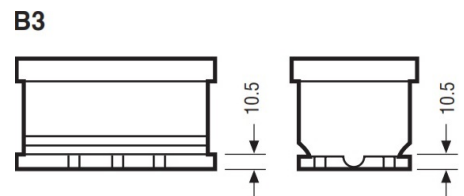
Positive Terminal

Negative Terminal

Cell Assembly Layout



Battery Hold-down



Data Sheet generated on 10/12/2020 - E&OE