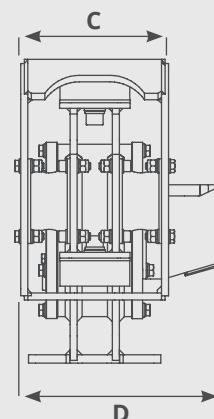
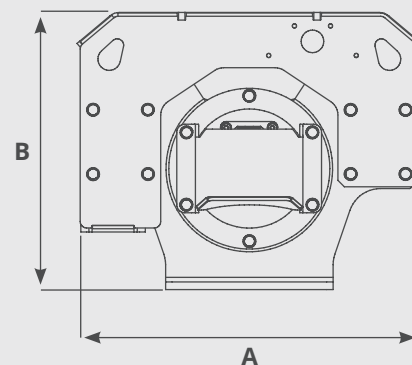


w1 27.0 Plury

Tons 4.0 - 10.0



Model	PLURY W1 27.0	PLURY W1 27.0	PLURY W1 27.0
A (mm)	680	680	680
B (mm)	540	540	540
C (mm)	272	272	272
D (mm)	395	395	395
Poids / Gewicht (Kg)	187	187	187
Moteur / Motor (CC)	21	27	32
Débit d'huile Öldurchsatz (L/Min)	45	57	69
Pression / Druck (BAR)	150/220	150/220	150/220
Fréquence vibration Vibrationsfrequenz (RPM)	2.133	2.111	2.143
Force centrifuge Zentrifugalkraft (Kn)	27	27	27
Hertz	36	36	36
€	5.760,00	5.760,00	5.760,00



MACHINE ATTACHMENTS

Tons 4.0 - 12.0



ATTACHES MACHINES / MASCHINENANSCHLÜSSEN

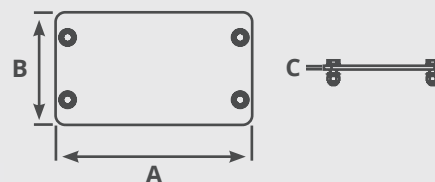
ADAPTATEUR POUR ATTACHE RAPIDE
SCHNELLKUPPLUNGSADAPTER



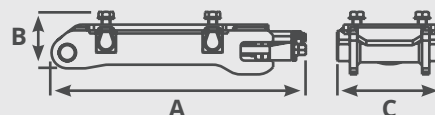
ATTACHE MACHINE FIXE
FIXEN MASCHINENANSCHLUSS



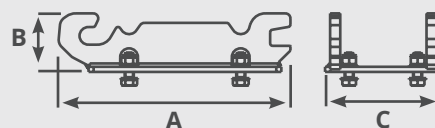
PLATINE ATTACHE MACHINE
MASCHINENANSCHLUSS PLATTE



TOK ATTACHE RAPIDE 1/4.5 TON
TOK SCHNELLE KUPPLUNG 1/4.5 TON



TOK ADAPTATEUR 1/4.5 TON
TOK ADAPTER 1/4.5 TON



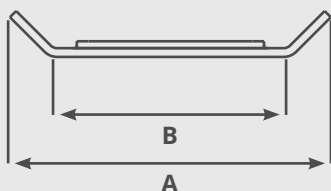
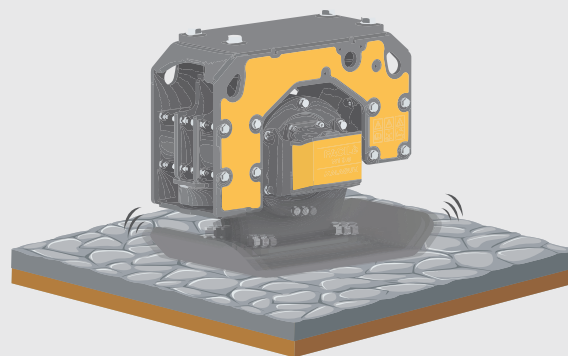
	Model	A mm	B mm	C mm	Kg.	€
1	ADAPTER FOR QUICK COUPLING	/	/	/	/	460,00
2	FIXED COUP. TO THE MACHINE	/	/	/	/	395,00
3	BOLTED PLATE TO MACHINE COUPLING	470	280	15	16.5	160,00
4	TOK QUICK COUPLER 4/12 ton	625	120	295	53	1,295,00
5	TOK ADAPTER 4/12 ton	570	160	290	37	560,00

PLATE

Tons 4.0 Ton - 10.0



PLAQUE DE COMPACTAGE / VERDICHUNGSPLATTE



- › Conçue pour compacter tous les types de surfaces telles que les tranchées, les sols, les pentes
 - › Elle garantit une base compacte, homogène et stable qui dure dans le temps
 - › Capable de compacter dans des positions très difficiles
- › Entwickelt, um alle Arten von Oberflächen wie Gräben, Böden, Steilwände zu verdichten
 - › Sie garantiert einen kompakten, homogenen und stabilen Boden, die lange hält
 - › Sie ist in der Lage, in sehr schwierigen Positionen zu verdichten

Model	A mm	B mm	C mm	Kg.	compaction kg cm ²	€
PLATE 400 4/10 ton	700	500	400	60	1.35	532,00
PLATE 500 4/10 ton	700	500	500	75	1.08	665,00
PLATE 690 4/10 ton	700	500	690	100	0.78	785,00
PLATE 790 4/10 ton	700	500	790	115	0,68	885,00