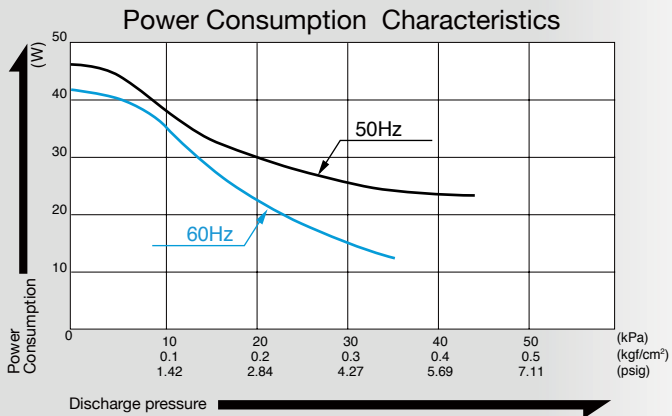
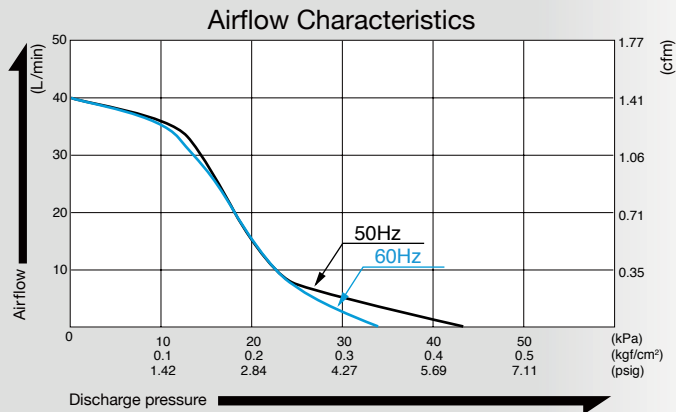


Compressor

Model **AC0401A**



Airflow & Power Consumption



Specifications

Rated Pressure	10 kPa (0.1 kgf/cm ²) 0.1 bar 1.42 psig	
Rated Airflow	35 L/min 1.24 cfm	
Maximum Pressure	35 kPa (0.35 kgf/cm ²) 0.35 bar 4.98 psig	
Rated Voltage	120 V AC	230 V AC
Power Consumption	35 W	38 W
Rated Frequency	60 Hz	50 Hz
Rated Performance	10,000 hours	
Outlet	ISO Rc 1/4	
Duty Cycle	Continuous	
Coil Insulation Class	E or its equivalent (JETL) and A for UL	
Mounting Dimensions	68 (L) x 84 (W) mm 2-43/64" (L) x 3-5/16" (W)	
Weight	1.9 kg 4.2 Lbs	
Leadwire Length	200 mm 7-7/8"	


Please read the page of "How to Use This Catalog" first for correct use of compressors and pumps.

Application Examples

Liquid Mixer



Air Bearing



Dimensional Outline Drawing (Unit: mm)

