



RECEPTION
GLASS

designed by Quadrifoglio Group

**A dialogue between
finishes of timeless beauty.
Reception Glass: soft and
sinuous forms that envelop
you in a warm welcome.**

**Un dialogo di finiture dalla bellezza senza tempo.
Reception Glass: forme morbide e sinuose che
avvolgono in un caldo benvenuto.**









Round lines are combined with straight geometries to define the reception and work areas. The depth and curve of the elements can be customised according to aesthetic taste and work requirements.

Le linee arrotondate si affiancano a geometrie rettilinee, definendo le aree di accoglienza e di lavoro. È possibile scegliere ampiezza e curvatura degli elementi in base all'estetica e alle necessità operative.



RECEPTION GLASS reception desk | Elm and Matt White glass
MIRAGE pendant lamp | White and Chrome

DESIGN OFFICE







RECEPTION GLASS reception desk | White and Matt White glass
CLUE design chair | White shell with D02/278 fabric
DIADE ROCK task chair | R09/360 mesh and D02/278 fabric





Forms, compositions, dimensions and finishes. A wide range of customisation options is available thanks to the integration of high and low modules. A reception tailored to workspaces and requirements.

Forme, composizioni, dimensioni e finiture. L'ampia scelta di personalizzazione è possibile grazie all'integrazione di moduli alti e ribassati. Una reception che si modella nel rispetto degli spazi di lavoro e delle esigenze.



RECEPTION GLASS reception desk | Silk Grey lacquer and Matt White glass
DINAMICA executive chair | R05/148 mesh
COVE design chair | D02/277 fabric
CITY DECÒ lounge armchair | E04/479 fabric



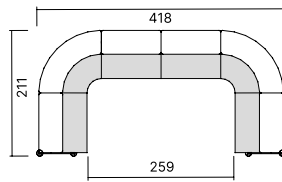
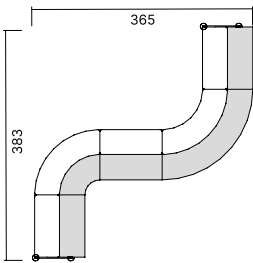
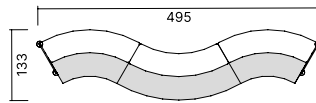
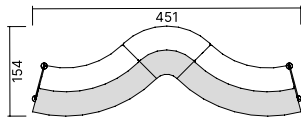
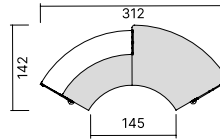
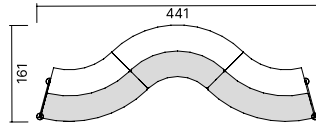
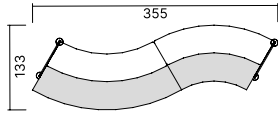
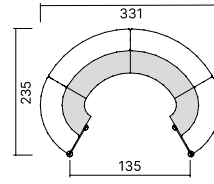
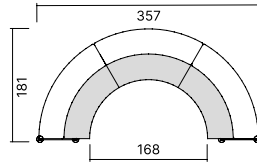
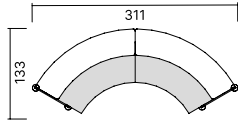
The shaped work surfaces create a second working level in addition to the reception module. Complete with cable grommets, the surfaces enable you to keep the working environment tidy and efficient.

I piani di lavoro sagomati creano un secondo livello operativo, che si aggiunge al modulo d'accoglienza. Complete di foro passacavi, le superfici permettono di mantenere un ambiente di lavoro ordinato ed efficiente.





RECEPTION GLASS reception desk | Burnt Orange lacquer and Matt White glass
CLEOPAS lounge armchair | P01/096 leather
TUBE pendant lamp | Matt White



RECEPTION FINISH OPTIONS
FINITURE DISPONIBILI RECEPTION

OVERLAY PANEL FINISH OPTIONS
FINITURE DISPONIBILI MENSOLA ACCOGLIENZA

60

MELAMINE
MELAMINICO



GLASS
VETRO



MATT LACQUER
LACCATO OPACO

