








MEGADISC

Caractéristiques techniques

SPECIFICATIONS				
		32	40	48
	CVHP	140 - 180	160 - 200	180 - 220
	m	4.00	5.00	6.00
	m	< 3.00	< 3.00	< 3.00
	mm	Monopoutre / Single beam 300x300x10 Cadres / Frames 100x100x8		
	Cat.	3		
	+ RJB kg	5815	6400	7155