

Lifts heavy loads easily



Scissor lift tables
Scissor lift trucks

Hebfix HF

Scissor lift trucks Hebefix HF



Hebefix HF 3-200

Flexible and light-weight

Standard fittings

This practical helper is a must for every company. The concept behind the GRUSE Hebefix is simple: to allow you to perform processing, packaging, repair and assembly work at ergonomic heights. The Hebefix types 3 and 4 are best suited for work areas in which flexibility and a light-weight construction are important features. The Hebefix 3 and 4 are designed to be light and mobile with a load bearing capacity of up to 200 kg. All Hebefix units have the same basic fittings:

- I Galvanised tabletop
- I Fold-away steering bar
- I Swivel casters with brakes
- I Foot pump

Hebefix HF 2 KL-250



Hebefix HF 2 KL

The Hebefix 2 KL is a very popular model. It is small and light-weight. Its double-scissor construction allows work to be performed at ergonomic heights. This small Hebefix from GRUSE is a combination of practicality and light-weight design.



Scissor lift trucks

Hebefix HF



Hebefix HF 2-500

Hebefix HF 2 C-500



Strong for heavy loads

Standard fittings

Thanks to their functionality and flexibility, scissor-type lift trucks are indispensable units whatever the industrial or commercial setting. Hebefix HF 1 and 2 are ideal for heavy-duty use and each have a load bearing capacity of 250 - 1000 kg. This fold-away steering bar can also be removed if longer parts need to be processed or transported:

- I Reinforced upper frame under the tabletop (exception HF 2 KL-250 and HF 2 C series)
- I Galvanised tabletop
- I Fold-away steering bar (except HF 2 C series)
- I Wheels with brakes
- I Foot pump

Hebefix HF 2 C

The Hebefix HF 2 C is equipped with pushing poles; compact and easy to manoeuvre, it is specially suited for tight spaces. The Hebefix HF 2 CW optimises allround manoeuvrability in tight spaces thanks to the four casters. Also, the casters at the back can be turned into fixed casters.

All lift tables are designed in compliance with DIN EN 1570.

| Scissor lift trucks **Hebefix HF**



Hebefix HF 2 H-500

Hebefix HF 2 H

Hebefix units with double scissors are often used in conjunction with shorter tabletop lengths. Despite the shorter platforms, larger useful strokes can be achieved.

All lift trucks by GRUSE are designed and manufactured in accordance with DIN EN 1570.

Hebefix HF 2 K-500



Hebefix HF 2 K

A particularly compact and sturdy double-scissor design that is also available with a load-bearing capacity of 1000 kg – lots of lifting power despite the short table length.

Scissor lift trucks

Hebefix HF



Hebefix HF 2 T-250

Hebefix HF 2 T

The Hebefix HF 2 T is the lower version of the HF 2. The wheels on this model are not below, but in front of and behind the frame, to allow a lower construction height.

Hebefix HF 2 L-500



Hebefix HF 2 L

The scissor lift truck HF 2 L is the ideal helper for long loads. The tandem scissors lie horizontally behind each other to provide optimum support for the tabletop.

Scissor lift trucks **Hebefix HF**



Hebefix HF 1-1000

Hebefix HF 1

The Hebefix HF 1 is the particularly strong scissor lift truck. It is made of solid materials and can lift heavy loads easily.

Hebefix HF 1 T-1000



Hebefix HF 1 T

The Hebefix HF 1 T is the lower version of the HF 1. The wheels on this model are not below, but in front of and behind the frame, to allow a lower construction height.

All lift tables are designed in compliance with DIN EN 1570.

Scissor lift trucks

Hebefix HF



Hebefix HF ML-500

Hebefix HF ML-500

The Hebefix HF ML-500 from GRUSE is the mobile version of the assembly lifting table M. Equipped with an underframe, 4 smooth-running casters and 2 ergonomically shaped pushing poles, it is flexible, very light and easy to steer. The scissors are made of square profile tubing. Despite its low weight, it is very sturdy. The standard fittings include:

- | Painted tabletop
- | Ergonomic pushing poles
- | Ball-bearing easy-running wheels (2 wheels, 2 casters with brake)
- | Shorter wheel base (highly manoeuvrable)
- | Foot pump

Scissor lift table HF 2 KS-500



Scissor lift table HF 2 KS

The scissor lift table HF is used as a stationary unit on the ground or in a pit. The standard fittings include:

- | Underframe
- | Galvanised platform screwed to upper frame
- | Sturdy 400 V electro-hydraulic system which is stable up to 250 bar
- | Dead man's control unit with manual key pad on a 3 m cable
- | Hose failure valve directly on the cylinder
- | Differential cylinder
- | Safety rail
- | Maintenance-free bearings on the scissor axles
- | Adjustable limit switch
- | Inspection strut

Customised products

Hebefix HF



Hebefix HF 2 K-1000 with fixed roller conveyor and bellows

Hebefix HF 2 F-1000 with swivelling roller conveyor and bellows



Customised products

The addition of different accessories allows you to convert the simple Hebefix into a specialised unit with e.g.:

- | Double-scissors for higher working heights
- | Fixed or swivelling roller conveyor model
- | Hand released, gravity operated stoppers
- | Bellows
- | Stainless steel version (1.4301)
- | Special paint
- | Special tabletops

All lift tables are designed in compliance with DIN EN 1570.

Customised products
Hebefix HF



Hebefix HF-SO

**Customised products HF
 with roller-swivel platform**

Talk with one of our design specialist and discuss any special requirements for your Hebefix, eg.:

- | Swivelling roller conveyor
- | Bellows
- | Electrical drive
- | Lift via 24 V hydraulic unit
- | Increased load-bearing capacity




| Special wheel configuration for high level of manoeuvrability



| Electrical stroke and compact drive unit



| Customised lift table with prism surface



| Scissor rollers in the underframe

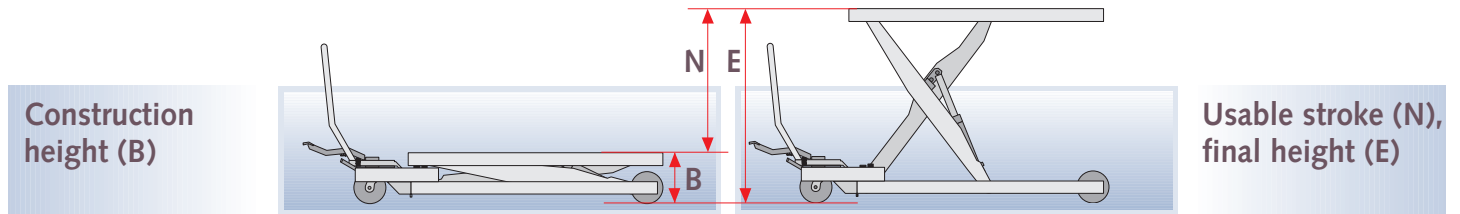


| Roller conveyor with hand released, gravity operated stoppers



| Foot pump

Product overview



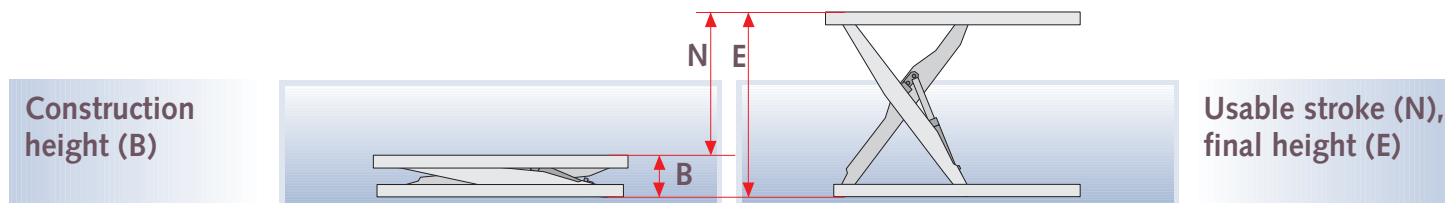
Lift trucks

Hebefix HF

Load-bearing capacity kg	Construction height (B) mm	Usable stroke (N) mm	Final height (E) mm	Tabletop mm	Wheel material	Stroke per pedal step mm	Wheel diameter mm	Weight approx. kg	Type
100	290	470	760	805 x 500	Rubber	21	75 / 160	45	HF 4-100
200	310	560	870	905 x 600	Rubber	15	100 / 160	60	HF 3-200
250	340	660	1000	700 x 600	Rubber	20	100	85	HF 2 KL-250
250	245	660	905	700 x 600	Rubber	20	125	95	HF 2 KLT-250
250	365	610	975	975 x 500	Vulkollan/rubber	20	125 / 200	95	HF 2 C-250
250	365	610	975	975 x 500	Vulkollan	20	4 Casters/125	95	HF 2 CW-250
250	460	610	1070	1190 x 740	Rubber	20	200	125	HF 2-250
250	250	610	860	1190 x 740	Elastic	20	200	130	HF 2 T-250
250	510	1290	1800	1190 x 740	Rubber	20	200	170	HF 2 H-250
250	310	1290	1600	1190 x 740	Elastic	20	200	175	HF 2 HT-250
500	360	890	1250	760 x 760	Polyamide	12	95	150	HF 2 K-500
500	260	890	1150	760 x 760	Polyamide	12	100	160	HF 2 KT-500
500	460	610	1070	1190 x 740	Rubber	20	200	135	HF 2-500
500	250	610	860	1190 x 740	Elastic	20	200	150	HF 2 T-500
500	310	1290	1600	1190 x 740	Elastic	20	200	185	HF 2 HT-500
500	520	1480	2000	1600 x 900	Vulkollan	12	200	170	HF 1 HT-500
500	460	610	1070	2200 x 800	Elastic	10	200	260	HF 2 L-500
500	250	610	860	2200 x 800	Elastic	10	200	270	HF 2 LT-500
500	365	610	975	975 x 500	Vulkollan/rubber	20	125 / 200	95	HF 2 C-500
500	365	610	975	975 x 500	Vulkollan	20	4 Casters/125	95	HF 2 CW-500
500	280	920	1200	1600 x 800	Vulkollan	15	125	175	HF ML-500
500	510	1290	1800	1190 x 740	Rubber	20	200	175	HF 2 H-500
1000	470	920	1390	760 x 760	Vulkollan	9	200	155	HF 2 K-1000
1000	260	920	1180	880 x 760	Elastic	9	200	155	HF 2 KT-1000
1000	460	610	1070	1190 x 740	Elastic	12	200	145	HF 2-1000
1000	250	610	860	1190 x 740	Elastic	12	200	155	HF 2 T-1000
1000	520	1315	1835	1190 x 740	Vulkollan	9	200	190	HF 2 H-1000
1000	310	1315	1625	1190 x 740	Vulkollan	8	200	190	HF 2 HT-1000
1000	460	610	1070	2200 x 800	Elastic	10	200	280	HF 2 L-1000
1000	250	610	860	2200 x 800	Elastic	10	200	290	HF 2 LT-1000
1000	520	880	1400	1600 x 900	Elastic	12	200	260	HF 1-1000
1000	320	880	1200	1600 x 900	Elastic	12	200	280	HF 1 T-1000
1000	520	1480	2000	1600 x 900	Vulkollan	20	200	335	HF 1 HT-1000

Scissor lift trucks with bellows on request

Product overview



Scissor lift tables

Hebefix HF

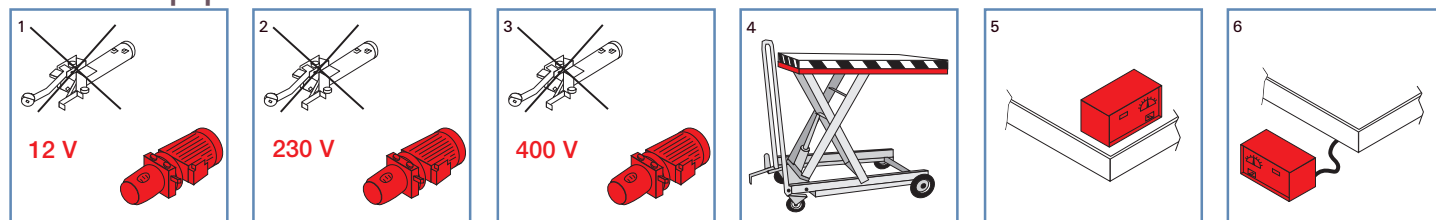
*Hydraulic unit outside on 2 m hose

Load-bearing capacity kg	Construction height (B) mm	Usable stroke (N) mm	Final height (E) mm	Tabletop mm	Sub-frame mm	Lifting time approx. sec.	Power kW	Weight approx. kg	Type
250	220	650	870	800 x 700	700 x 600	11	1,1	80	HF 2 KLS-250
250	285	1260	1545	1190 x 740	1030 x 590	13	1,1	180	HF 2 HS-250
500	235	925	1160	800 x 760	750 x 590	14	1,1*	180	HF 2 KS-500
500	220	610	830	1190 x 740	1030 x 590	10	1,1	155	HF 2 S-500
500	285	1260	1545	1190 x 740	1030 x 590	13	1,1	180	HF 2 HS-500
1000	235	920	1155	800 x 760	750 x 590	20	1,1*	155	HF 2 KS-1000
1000	285	1300	1585	1190 x 740	1030 x 590	26	1,1*	190	HF 2 HS-1000

Scissor lift tables with bellows on request

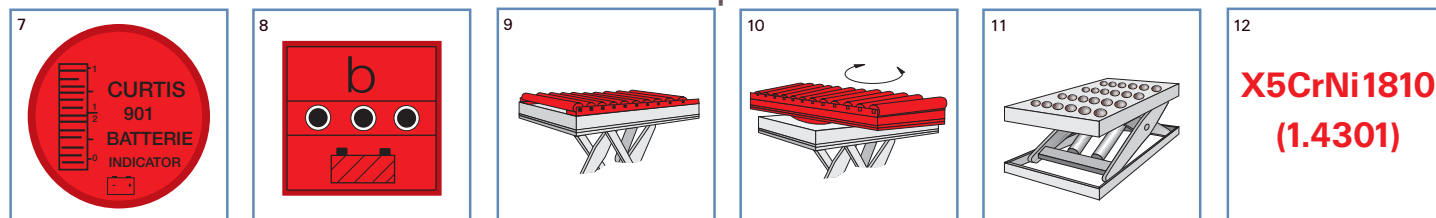
Accessories

Electrical equipment



- 12 V drive instead of foot pump, except HF 3 und HF 4, supplied with battery but without charging unit
- 230 V drive instead of foot pump, except HF 3 und HF 4
- 400 V drive instead of foot pump, except HF 3 und HF 4
- Safety rail for units with electro-hydraulics (not possible for HF 2 KL and HF 2 C)
- Battery charging unit inside (automatic), loading current 7 amps max.
- Battery charging unit external (automatic), loading current 10 amps max.

Available on request



- Battery capacity display with unit switch, for 12 V-units, Type Curtis
- Battery capacity display without unit switch, for 12 V-units
- Roller conveyor, fixed, for platform, Ø rollers 80 mm, construction height + 115 mm, with fold-down stoppers on both ends of the conveyor
- Roller conveyor, swivel version, for platform, Ø rollers 80 mm, construction height + 160 mm, with fold-down stoppers on both ends of the conveyor
- Lift table with roller bearing platform
- Stainless steel model
Material: 1.4301 (cylinder and pump nickel-plated)

**X5CrNi1810
(1.4301)**



| Gruse Maschinenbau GmbH & Co. KG
Dibbetweg 32
D-31855 Aerzen
(Groß Berkel)

| Tel. Switchboard: +49 (0) 51 54 - 95 10-0
Fax Sales: +49 (0) 51 54 - 20 30
Fax Purchasing: +49 (0) 51 54 - 95 10-65
Internet: www.gruse.de
E-Mail: info@gruse.de