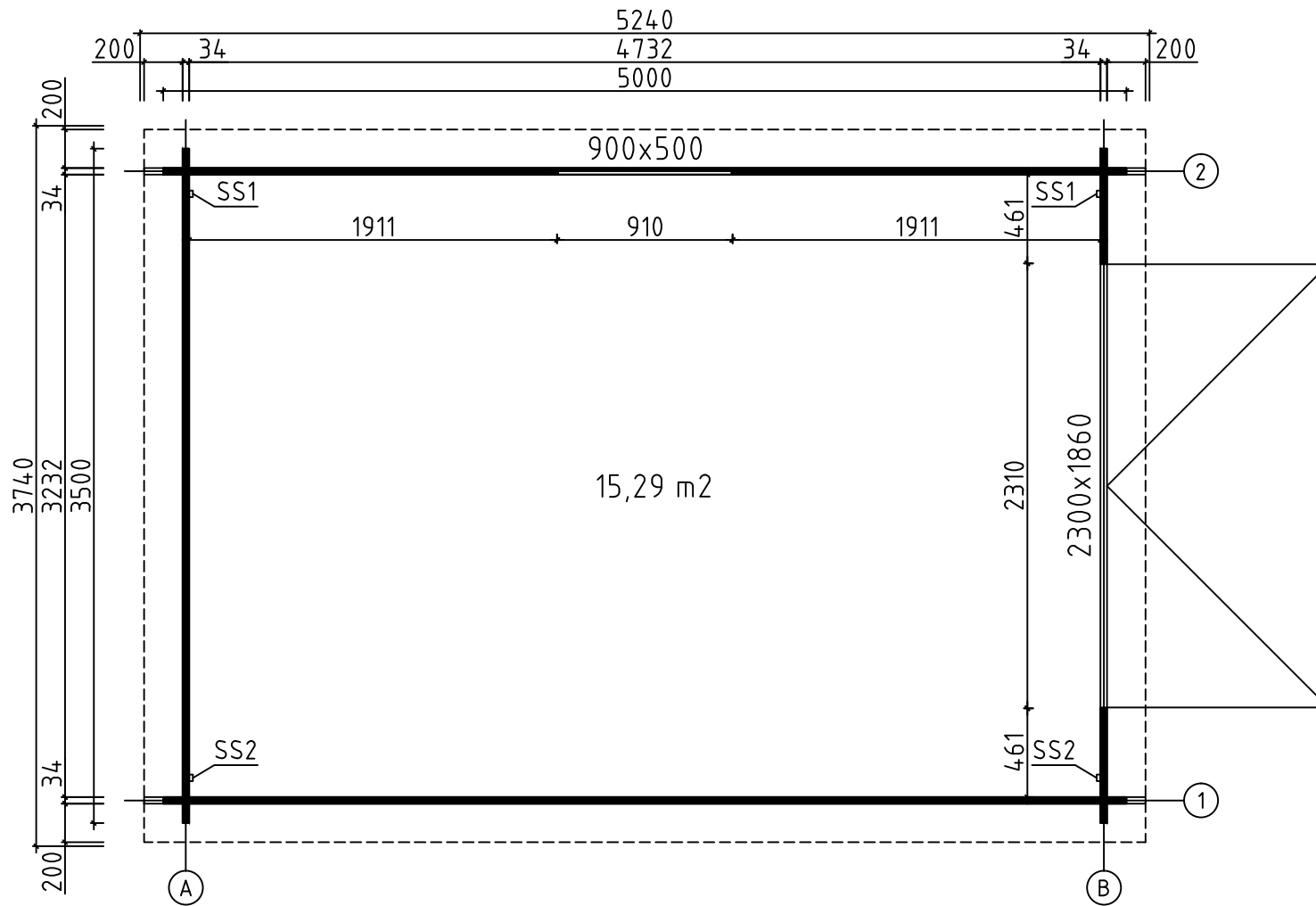
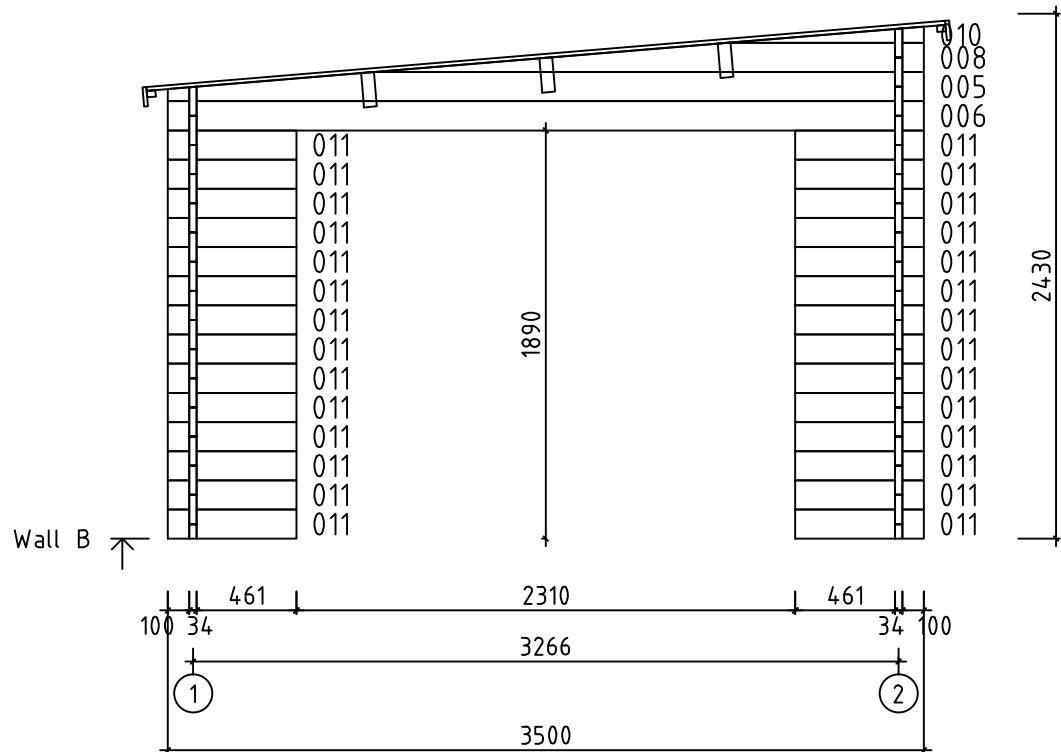



House	Laurier 34	Sheet	1
Drawing	3D	Scale	
Material	34x135	Date	05.10.2017
Drawer	RP	File	Laurier 34 3D.dwg



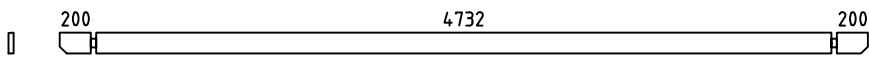
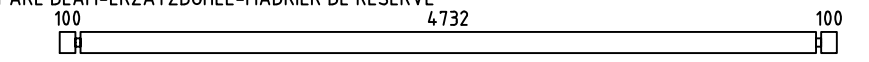
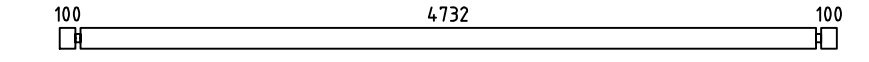
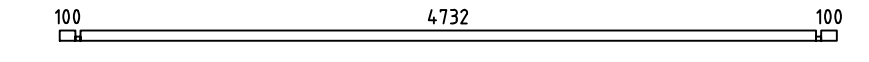



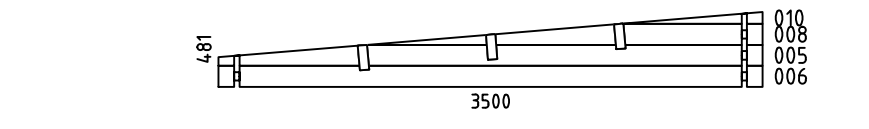







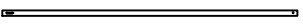








House	Laurier 34	Sheet	2
Drawing	GROUNDPLAN	Scale	1:35
Material	34x135	Date	05.10.2017
Drawer	RP	File	Laurier 34.dwg

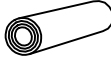
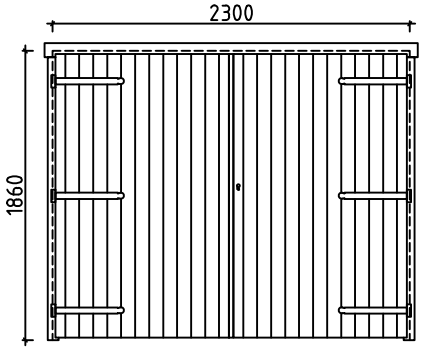
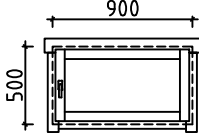


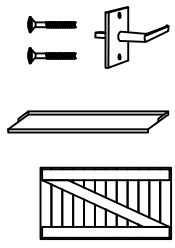
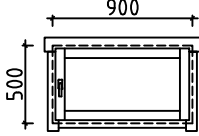
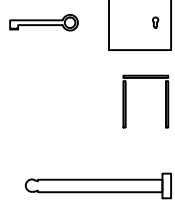
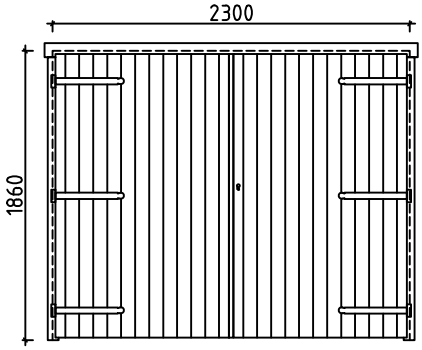
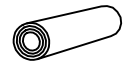
House	Laurier 34	Sheet	4
Drawing	WALL B	Scale	1:35
Material	34x135	Date	05.10.2017
Drawer	RP	File	Laurier 34.dwg



House	Laurier 34	Sheet	6
Drawing	WALL 2	Scale	1:35
Material	34x135	Date	05.10.2017
Drawer	RP	File	Laurier 34.dwg

Pos	Specification-Bestimmung-Spécification	PCS	Profile (mm)	L (mm)		
001		2	34x135	5200		
002	SPARE BEAM-ERZATZBOHLE-MADRIER DE RÉSERVE 	1	34x135	5000		
003		26	34x135	5000		
004		2	34x68	5000		
007		14	34x135	3500		
009		8	34x135	2045		
011		28	34x135	595		
WA-1 WB-1		2	34x481	3500		
HB	HIT BLOCK-SCHLAGHÖLZER-MADRIERS D'ASSEMBLAGE 	2	34x135	300		
RB1	ROOFBEAMS-DACHBALKEN-SOLIVES DE PLAFOND 	3	68x190	5200		
R1	ROOFBOARD-DACHBRETT-VOLIGES  or-oder-ou	46+1 60+1	18x114 18x88	3710		
GB1	GABLE BOARD-GIEBELBLENDE-PLANCHE DE RIVE 	2	18x120	3790		
GS1	ROOF FELT FILLET-GIEBELLEISTE-BAGUETTES POUR FIXER LES PLANCHES DE RIVE 	2	18x70	3790		
EB1	EAVE BOARD-TRAUFBRETT-LATTES SOUS VOLIGES 	4	18x90	2600		
ES1	EAVE SLAT-TRAUFENLEISTE-BAGUETTES POUR FIXER LES LATTES SOUS VOLIGES 	4	30x40	2600		
SS1	STORM SLAT-STURMLEISTE -BAGUETTE DE TEMPETE  TYPE 2	2	18x35	2200		
SS2	STORM SLAT-STURMLEISTE -BAGUETTE DE TEMPETE  TYPE 2	2	18x35	1950		
	SCREWS-SCHRAUBEN-VISSER FOR-FÜR-POUR SS1, SS2 	8	M8	70		
	WASHER-SCHEIBE-RONDELLE FOR-FÜR-POUR SS1, SS2 	8	M8			
	NUT-NUSS-ÉCROU FOR-FÜR-POUR SS1, SS2 	8	M8			
	NAIL-NAGEL-CLOUS FOR-FÜR-POUR COATING FOR ROOF-BESCHICHTUNG FÜR DACH-REVÊTEMENT DE TOIT 	260	Ø2.5	20		
	NAIL-NAGEL-CLOUS FOR-FÜR-POUR R1 	310	Ø2.5	60		
	SCREWS-SCHRAUBEN-VIS FOR-FÜR-POUR GB1, GS1, EB1, ES1 	60	Ø4.5	50		
	SCREWS-SCHRAUBEN-VIS FOR-FÜR-POUR WA-1, WB-1, RB1 	20	Ø6.0	160		
House	Laurier 34	Material	File	Laurier 34.dwg	Sheet	7

Pos	Specification-Bestimmung-Spécification	PCS	Profile (mm)	L (mm)
	COATING FOR ROOF-BESCHICHTUNG FÜR DACH-REVÊTEMENT DE TOIT 	2,0	R = 15m	
	DOUBLEDOR-DOPPELTÜR-DOUBLE PORTE (right-rechts-droit) GV 	P	2300	1860
	WINDOW-FENSTER-FENÊTRE (right-rechts-droit) AST_ISO_KP_AL_PL 	P	900	500
House Laurier 34	Material	File Laurier 34.dwg	Sheet 8	



#001	1,2	5200	2
#002		5000	1
#003	1,2	5000	26
#004	1,2	5000	2
#005	A,B	3500	2
#006	A,B	3500	2
#007	A	3500	14
#008	A,B	2550	2
#009	2	2045	8
#010	A,B	917	2
#011	B	595	28