




Tanda Bollard

External lighting



Architectural bollard with 360° symmetric lighting (180° degree asymmetric on request). Suitable for pathways, gardens, driveways or landscape areas.

Construction: Extruded aluminium housing. Internal LED Driver. IP65, IK08.

Lens: Clear Polycarbonate Lens.

Installation: Flanged, with Anchor Bolts.

Finish: Light Grey as standard. Anthracite Grey on request. Stainless Steel finish (available on size A only).

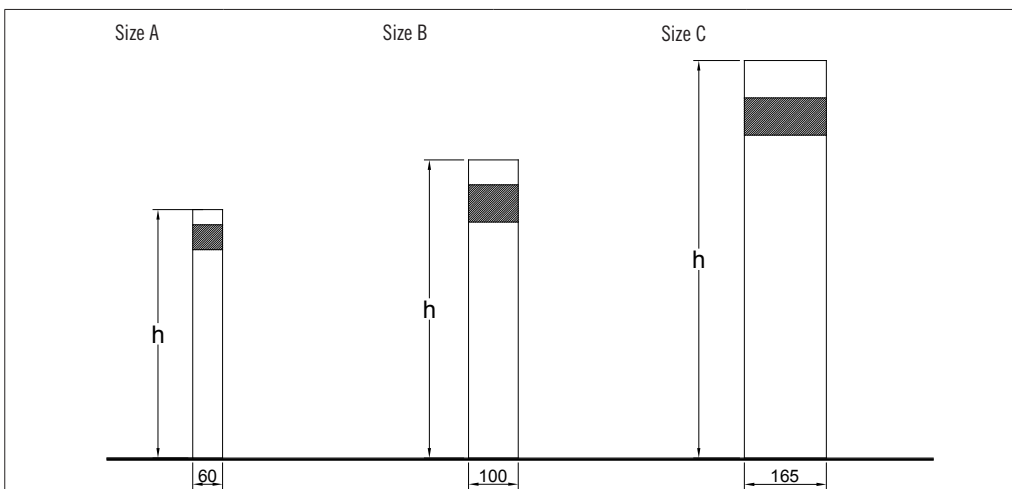
LED: Available in 6w - 32w LED. 4K as standard, 3K on request.

Options: Different Heights, 180° asymmetric (ie. shield added), different finishes available.

Product Compliance: EN 60598, CE.

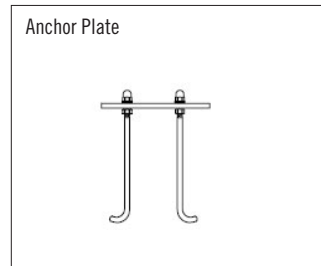


DIMENSIONS



All dimensions in mm

	Size A	Size B	Size C
Height	300 / 500 / 800	600 / 900	800 / 1100



ORDERING CODE

Wattage	Type	Code - Bollard	+Anchor Plate	Size	Height	Description	Lumens*
6w	LED	G-1415.LZX.T	G-272	A	300	360° beam, Flanged, 4K	580 lm
12w	LED	G-1415.BSX.T	G-272	A	300	360° beam, Flanged, 4K	1850 lm
6w	LED	G-1416.LZX.T	G-272	A	500	360° beam, Flanged, 4K	580 lm
12w	LED	G-1416.BSX.T	G-272	A	500	360° beam, Flanged, 4K	1850 lm
6w	LED	G-1417.LZX.T	G-272	A	800	360° beam, Flanged, 4K	580 lm
12w	LED	G-1417.BSX.T	G-272	A	800	360° beam, Flanged, 4K	1850 lm
8w	LED	G-1372.LZX.T	G-251	B	600	360° beam, Flanged, 4K	680 lm
12w	LED	G-1372.BSX.T	G-251	B	600	360° beam, Flanged, 4K	1850 lm
26w	LED	G-1372.CHX.T	G-251	B	600	360° beam, Flanged, 4K	3530 lm
8w	LED	G-1375.LZX.T	G-251	B	900	360° beam, Flanged, 4K	680 lm
12w	LED	G-1375.BSX.T	G-251	B	900	360° beam, Flanged, 4K	1850 lm
26w	LED	G-1375.CHX.T	G-251	B	900	360° beam, Flanged, 4K	3530 lm
18w	LED	G-1374.GPX.T	G-254	C	800	360° beam, Flanged, 4K	1425 lm
26w	LED	G-1374.CHX.T	G-254	C	800	360° beam, Flanged, 4K	3530 lm
32w	LED	G-1374.EDX.T	G-254	C	800	360° beam, Flanged, 4K	4440 lm
18w	LED	G-1373.BVX.T	G-254	C	1100	360° beam, Flanged, 4K	1425 lm
26w	LED	G-1373.CHX.T	G-254	C	1100	360° beam, Flanged, 4K	3530 lm
32w	LED	G-1373.EDX.T	G-254	C	1100	360° beam, Flanged, 4K	4440 lm

OPTIONS

3K: 3000K Colour Temperature
ASY: Asymmetric 180° beam
.05: Anthracite Grey Finish
.13: Light Grey Finish
.15: Stainless Steel Finish (size A only)

*Source lumens

Further info on request · email: info@veelite.com · www.veelite.com

Specifications may change without prior notification. Ref: 380

Veelite