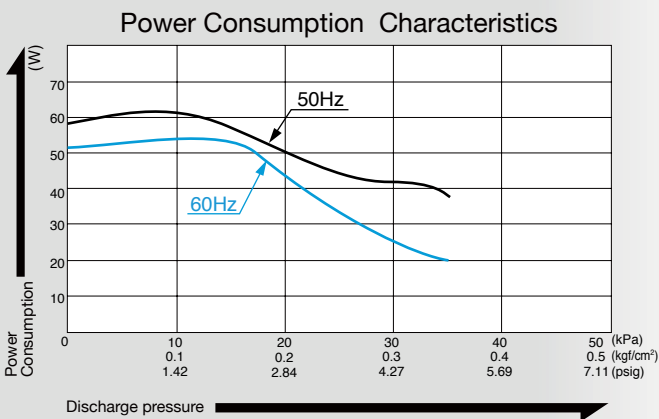
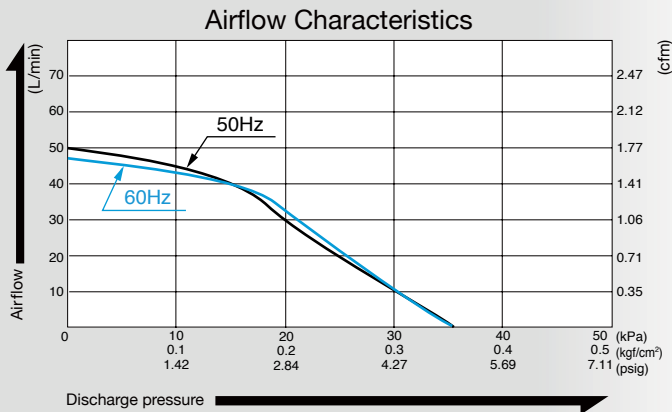


Compressor

Model AC0602



Airflow & Power Consumption



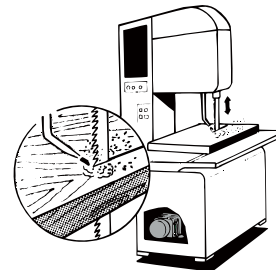
Specifications

Rated Pressure	15 kPa (0.15 kgf/cm ²) 0.15 bar 2.13 psig	
Rated Airflow	40 L/min 1.41 cfm	
Maximum Pressure	35 kPa (0.35 kgf/cm ²) 0.35 bar 4.98 psig	
Rated Voltage	115 V AC	230 V AC
Power Consumption	52 W	58 W
Rated Frequency	60 Hz	50 Hz
Rated Performance	10,000 hours	
Outlet	ISO Rc 1/4	
Duty Cycle	Continuous	
Coil Insulation Class	E or its equivalent (JETL) and A for UL	
Mounting Dimensions	68 (L) x 84 (W) mm 2-43/64" (L) x 3-5/16" (W)	
Weight	3 kg 6.6 Lbs	
Leadwire Length	235 mm 9-1/4"	350 mm 13-25/32"

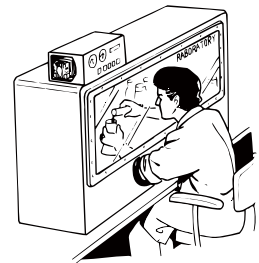
Please read the page of "How to Use This Catalog" first for correct use of compressors and pumps.

Application Examples

Air Blaster for Bandsaw



Clean Room Ventilation



Dimensional Outline Drawing (Unit: mm)

